

Model
HA10

Logbook code
7881795_H.1
Edition
02/2007



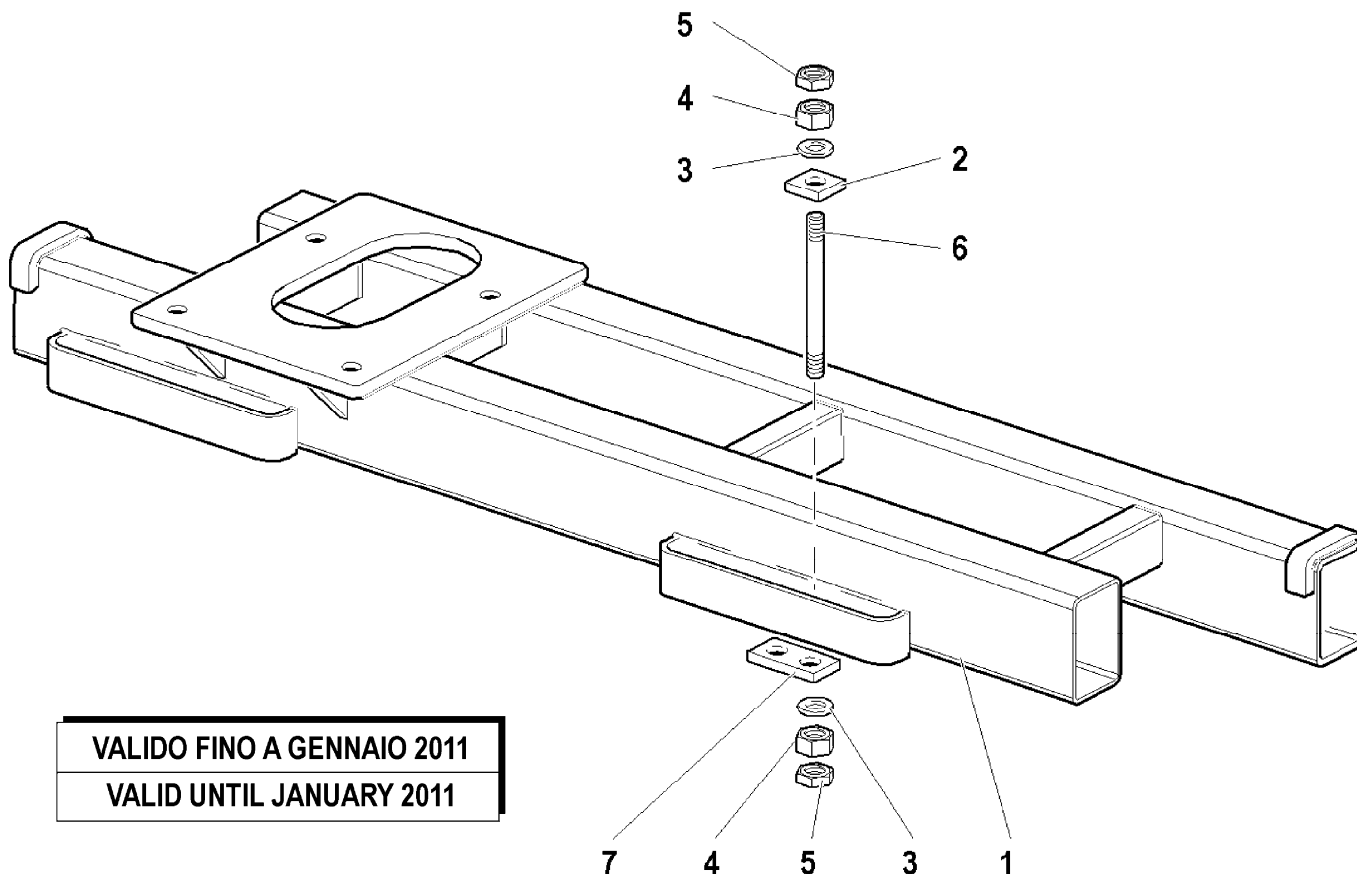
Page	Table code	Q.ty	Table heading		Validity
5	W520151200-1.1	1	Base		
6	W520151200-2.0	1	Base (" BST ")		
7	W520151300-1.1	1	Base		
8	W520151300-2.0	1	Base (" BSC ")		
9	W051101-1.0	1	Slewing		
11	W520152000-1.0	1	Stabilizer rod		
12	W5201019-1.0	1	BASE WITH 1 CROSSBAR (" BPS ")		
13	W520451200-1.0	1	Stabilizers rods (Fixed - Mechanic)		
15	W520451100-1.0	1	Stabilizers rods (Fixed)		
17	5411029-3.0	1	CONTROL DEVICES LOCKING FOR OUTRIGGERS LEGS		
18	W520450100-1.0	1	Stabilizer Hydraulic jack		
19	W520450100-1.1	1	Stabilizer Hydraulic jack		
20	W520451000-1.0	1	Stabilizers rods (Revolving)		
22	W360450200-1.1	1	Stabilizer Hydraulic jack (Hydraulic system)		
23	W360450100-1.5	1	Stabilizer Hydraulic jack		
24	W520451000-2.0	1	Stabilizers rods (Revolving)		
25	W360450200-1.2	1	Stabilizer Hydraulic jack (Hydraulic system)		
26	W360450100-1.6	1	Stabilizer Hydraulic jack		
27	W5204510LU-1.0	1	Stabilizer connecting rods extra-extensible revolving		
28	6200273-1.0	1	Stabilizer Hydraulic jack (Hydraulic system)		

Page	Table code	Q.ty	Table heading		Validity
29	6400273-1.0	1	Stabilizer Hydraulic jack		
30	W510551000-1.0	1	Dashboard		
31	W338034-1.0	1	Control valve		
32	W520555100-1.0	1	Motor pump (Electrical equipment)		
33	W051501-1.0	1	Manual pump		
34	W510551400-1.0	1	Kit (Pressure gauge)		
35	W530551000-1.1	1	Hydraulic oil tank		
36	W530551000-2.1	1	Hydraulic oil tank		
37	W530551000-1.0	1	Hydraulic oil tank (CE)		
38	W530551000-2.0	1	Hydraulic oil tank (CE)		
39	W350017-1.0	1	Oil filter		
40	W051201-1.0	1	Column		
41	W510250400-1.0	1	LIFTING HYDRAULIC CYLINDER (Hydraulic system)		
42	W510250300-1.0	1	LIFTING HYDRAULIC CYLINDER		
43	W052204-1.0	1	1ST BOOM		
44	W520251400-1.1	1	1st EXTENSION		
45	W520251500-1.1	1	2nd extension		
46	W520250500-1.1	1	1th and 2nd extension hydraulic cylinder		
47	W510251000-1.0	1	Telescopic element (1st)		
48	W520251600-1.0	1	Manual extension		

Page	Table code	Q.ty	Table heading	Validity
49	W520251700-1.0	1	Manual extension	
50	7881824-1.0	1	LOAD INDICATION SYSTEM (LIS/RLC)	
51	W444252-1.0	1	Set of hoses	
52	W051001-1.0	1	Completion parts	
53	7834258-1.0	1	WINCH KIT	
54	7834258-2.0	1	ACTUATION FOR WINCH	
55	HA10 X			
56	5400483-1.0	1	CONTROLS	
58	5220416-1.0	1	Control valve (4 section)	
60	5400483-2.0	1	CONTROLS	
62	5402246-1.0	1	Control unit (RDC / NOCE)	
64	5220416-2.0	1	Control valve (4 section)	
66	5400814-1.0	1	High pressure filter	
67	5400482-2.0	1	ELECTRICS CONTROLS	
68	5402259-1.0	1	ELECTRICS CONTROLS (ETR)	
69	3310183-1.0	1	Kit (Wireless control)	
71	7892500-4.0	1	Complete wireless control (ETR)	
73	7920056-2.0	1	HYDRAULIC SYSTEM GAUGE	
74	7881784-1.0	1	LOAD INDICATION SYSTEM	
75	7834068-1.0	1	WINCH KIT	

Page	Table code	Q.ty	Table heading	Validity
76	7834068-2.0	1	ACTUATION FOR WINCH	
77	7834068-3.0	1	WINCH KIT (Electrical equipment)	

R	Pos.	Code Variant	Q.ty	Description
	1	W520101100	1	
	2	W010000100	8	
	3	3060022	16	Flat washer
	4	3040052	16	Tall headed nut
	5	3040088	16	Lock nut
	6	W738018	8	
	7	W050000200	4	



VALIDO FINO A GENNAIO 2011
 VALID UNTIL JANUARY 2011

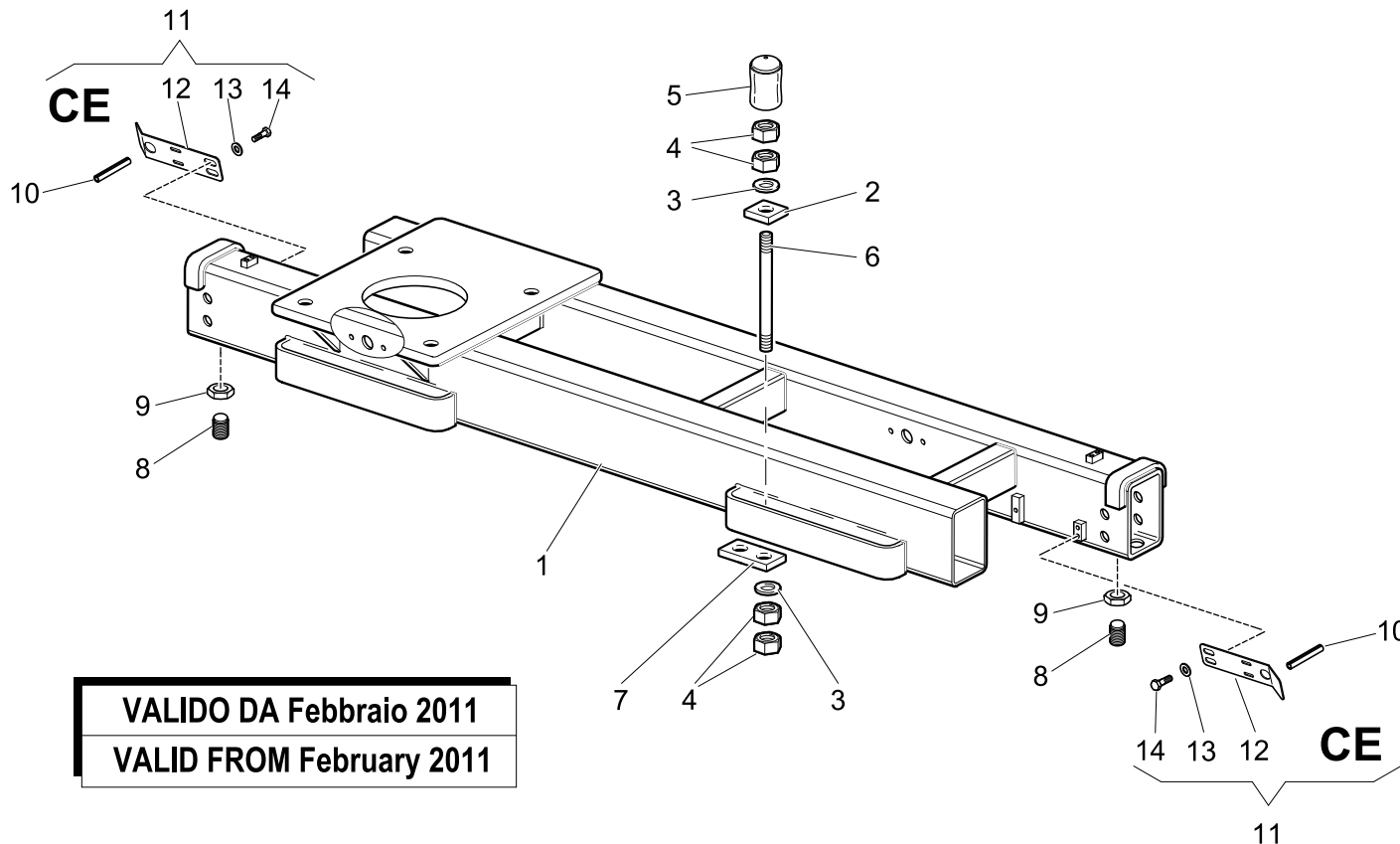
Base (" BST ")

Code

W520151200-2.0

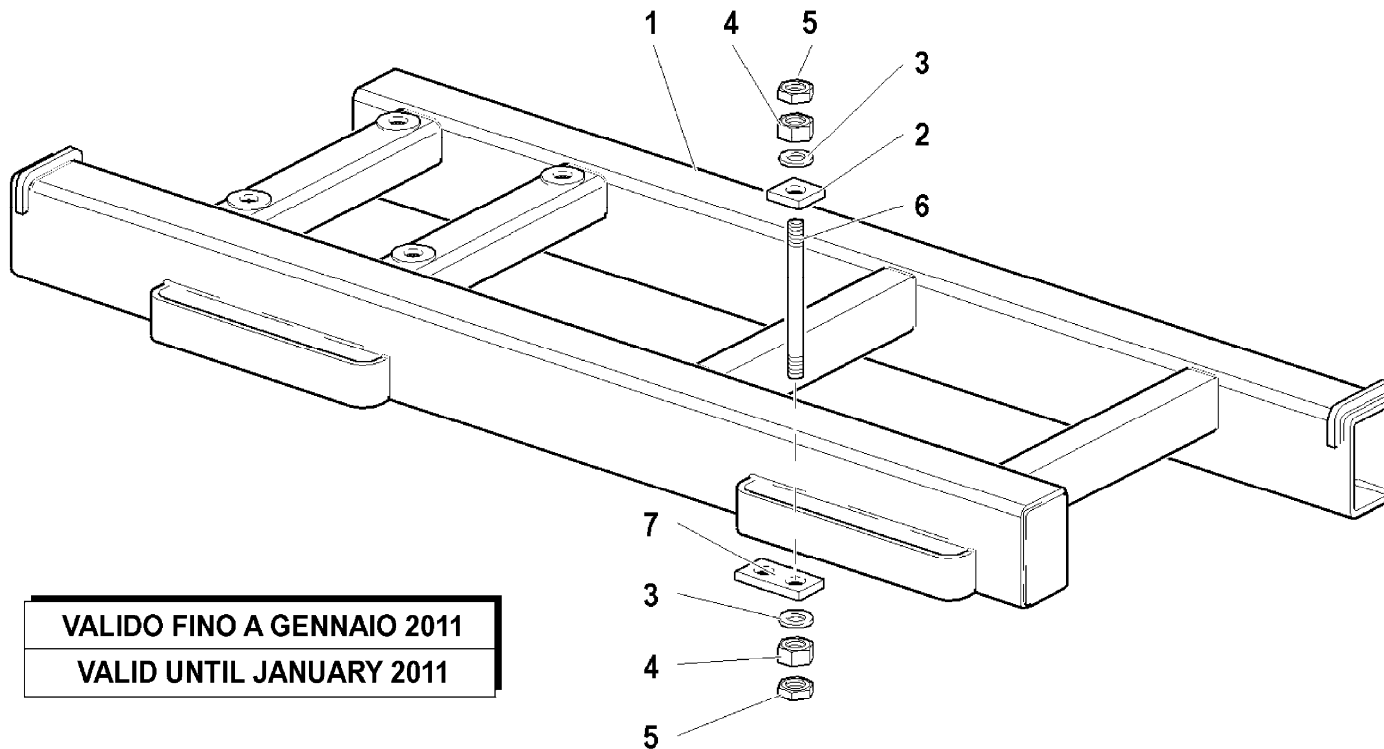
1/1

R	Pos.	Code Variant	Q.ty	Description
	1	W520101100	1	
	2	5000084	16	
	3	3060022	16	Flat washer
	4	3040185	32	Nut
	5	3190289	8	
	6	W738018	8	
	7	W050000200	4	
	8	W560402000	2	
	9	3040251	2	Lock nut [M24 8.G basso UNI 5589]
	10	3060026	2	
	11	W360451200	2	
	12	3060685	2	
	13	3060005	4	Flat washer [D.6.4 UNI 6592 ZC]
	14	3010323	4	Hex screw [M6X10 8.8 ZC UNI 5739]



VALIDO DA Febbraio 2011
VALID FROM February 2011

R	Pos.	Code Variant	Q.ty	Description
	1	W520101200	1	
	2	W010000100	8	
	3	3060022	16	Flat washer
	4	3040052	16	Tall headed nut
	5	3040088	16	Lock nut
	6	W738018	8	
	7	W050000200	4	



VALIDO FINO A GENNAIO 2011

VALID UNTIL JANUARY 2011

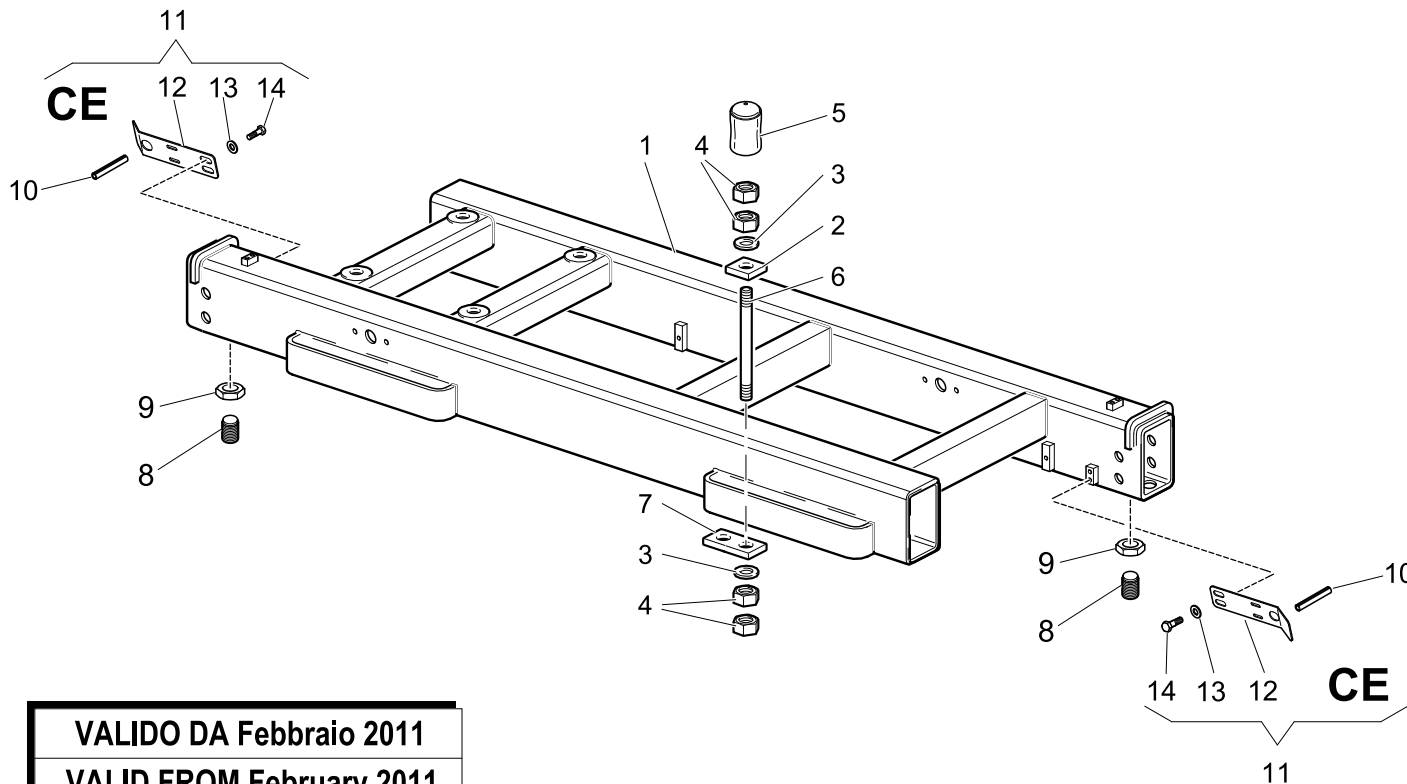
Base (" BSC ")

Code

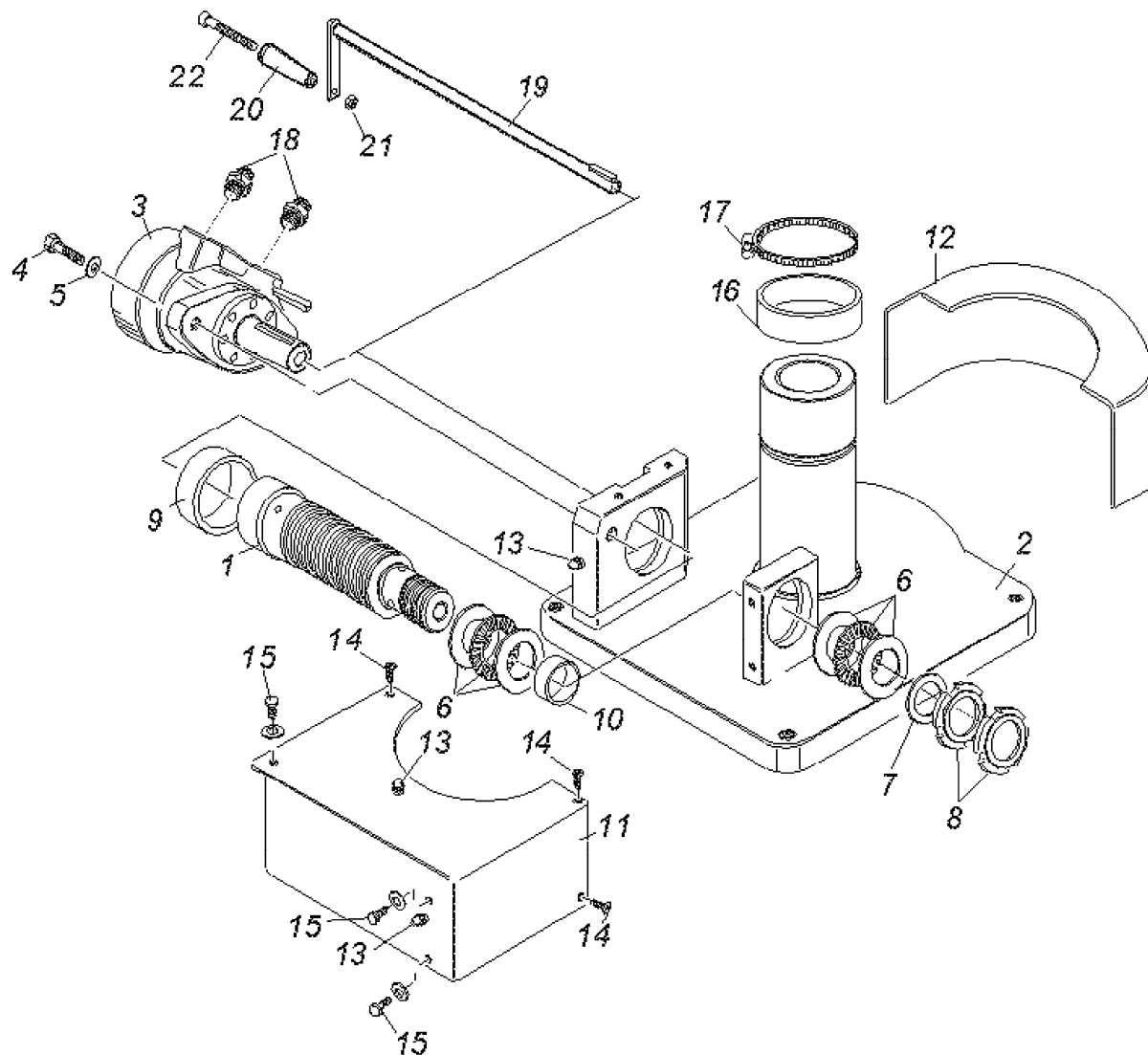
W520151300-2.0

1/1

R	Pos.	Code Variant	Q.ty	Description
	1	W520101200	1	
	2	5000084	16	
	3	3060022	16	Flat washer
	4	3040185	32	Nut
	5	3190289	8	
	6	W738018	8	
	7	W050000200	4	
	8	W560402000	2	
	9	3040251	2	Lock nut [M24 8.G basso UNI 5589]
	10	3060026	2	
	11	W360451200	2	
	12	3060685	2	
	13	3060005	4	Flat washer [D.6.4 UNI 6592 ZC]
	14	3010323	4	Hex screw [M6X10 8.8 ZC UNI 5739]

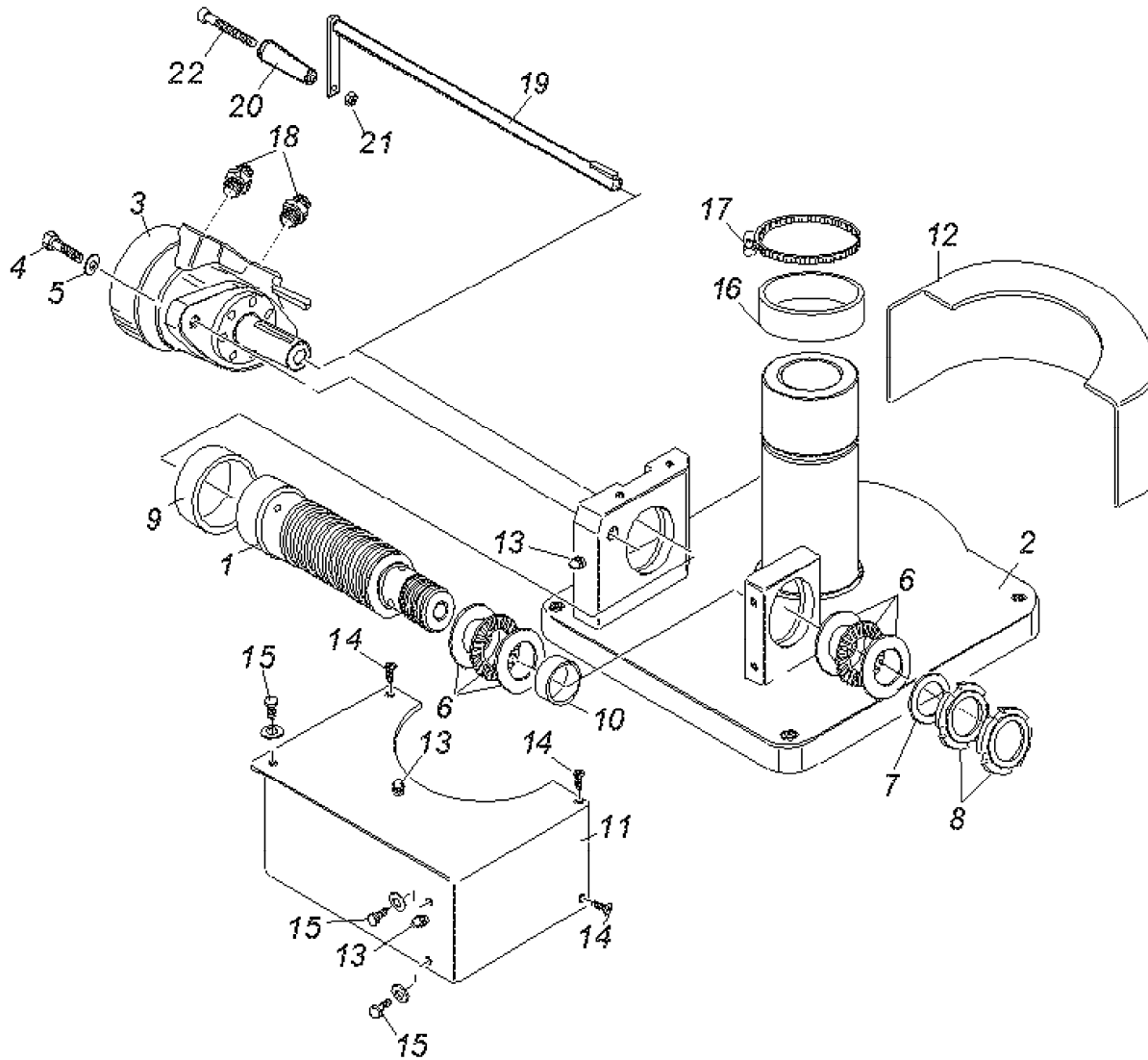


VALIDO DA Febbraio 2011
VALID FROM February 2011



R	Pos.	Code Variant	Q.ty	Description
	1	W510100300	1	
	2	W510100400	1	
	3	3080636	1	
	4	3020099	2	Socketed head cap screw [M12X35 10.9 ZC UNI 5931]
	5	3060018	2	Flat washer [D.12 UNI 6592 ZC]
	6	W568102	2	
	7	3060028	1	Flat washer [D.50X31X4 ZC]
	8	3040529	2	Ring nut
	9	W102184	1	
	10	W102181	1	
	11	W510100800	1	
	12	W510100900	1	
	13	3080500	3	Grease nipple
	14	3020967	3	
	15	3010323	4	Hex screw [M6X10 8.8 ZC UNI 5739]
	16	3190287	1	Sheath (Protective cover)
	17	3190021	1	Clamp [104-138 12.2 ABA]
	18	3101041	2	Straight pipe fitting
	19	W510101000	1	
	20	W664203	1	

R	Pos.	Code Variant	Q.ty	Description
	21	3040008	1	Tall headed nut
	22	3020085	1	Socket head cap screw [M12X100 8.8 ZC UNI 5931]



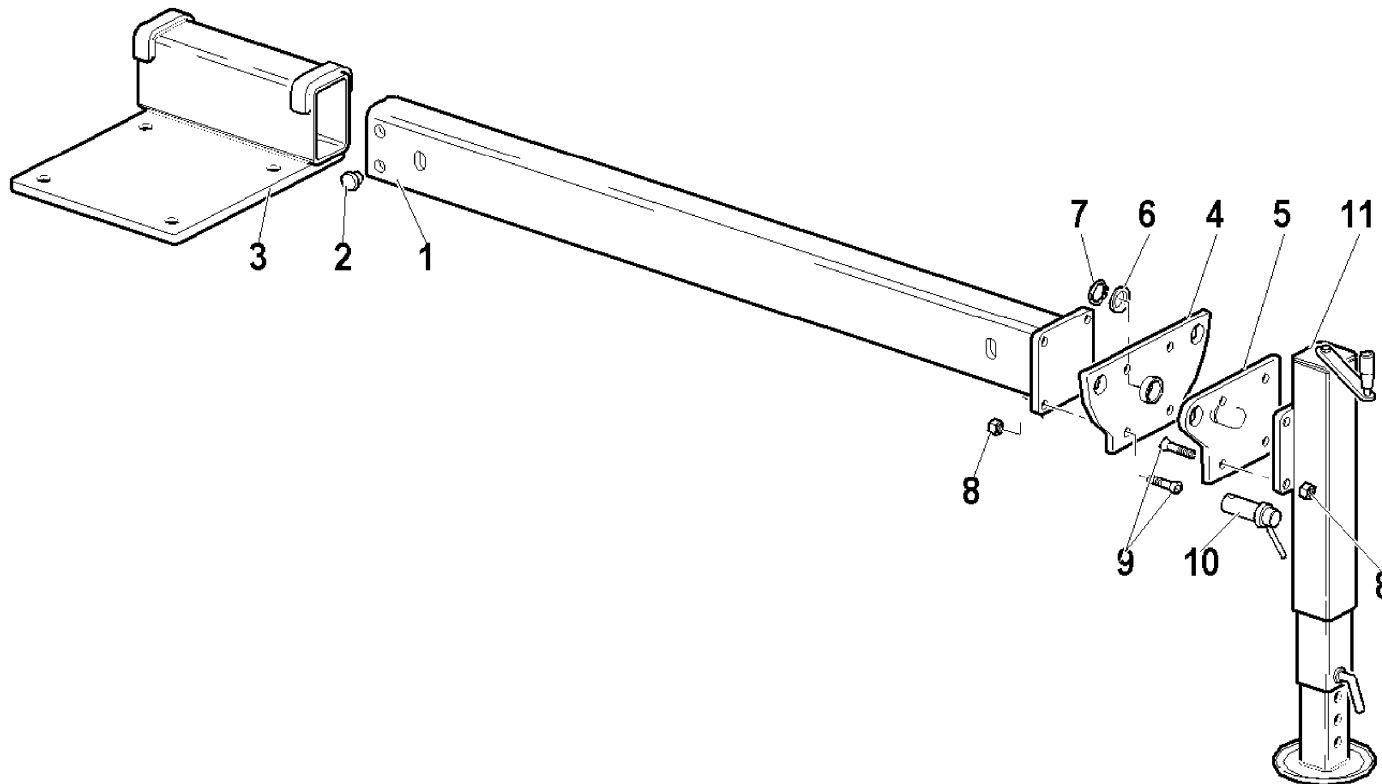
Stabilizer rod

Code

W520152000-1.0

1/1

R	Pos.	Code Variant	Q.ty	Description
	1	W520400800	1	
	2	W370400700	4	Button (Coupling backlash)
	3	W520101400	1	
	4	W520401300	1	
	5	W520401400	1	
	6	W520401500	1	
	7	3070032	1	Seeger
	8	3040335	8	Stopnut
	9	3020500	8	TSEI screw [M10X35 8.8 ZC UNI 5933]
	10	W101326	1	
	11	W662003	1	

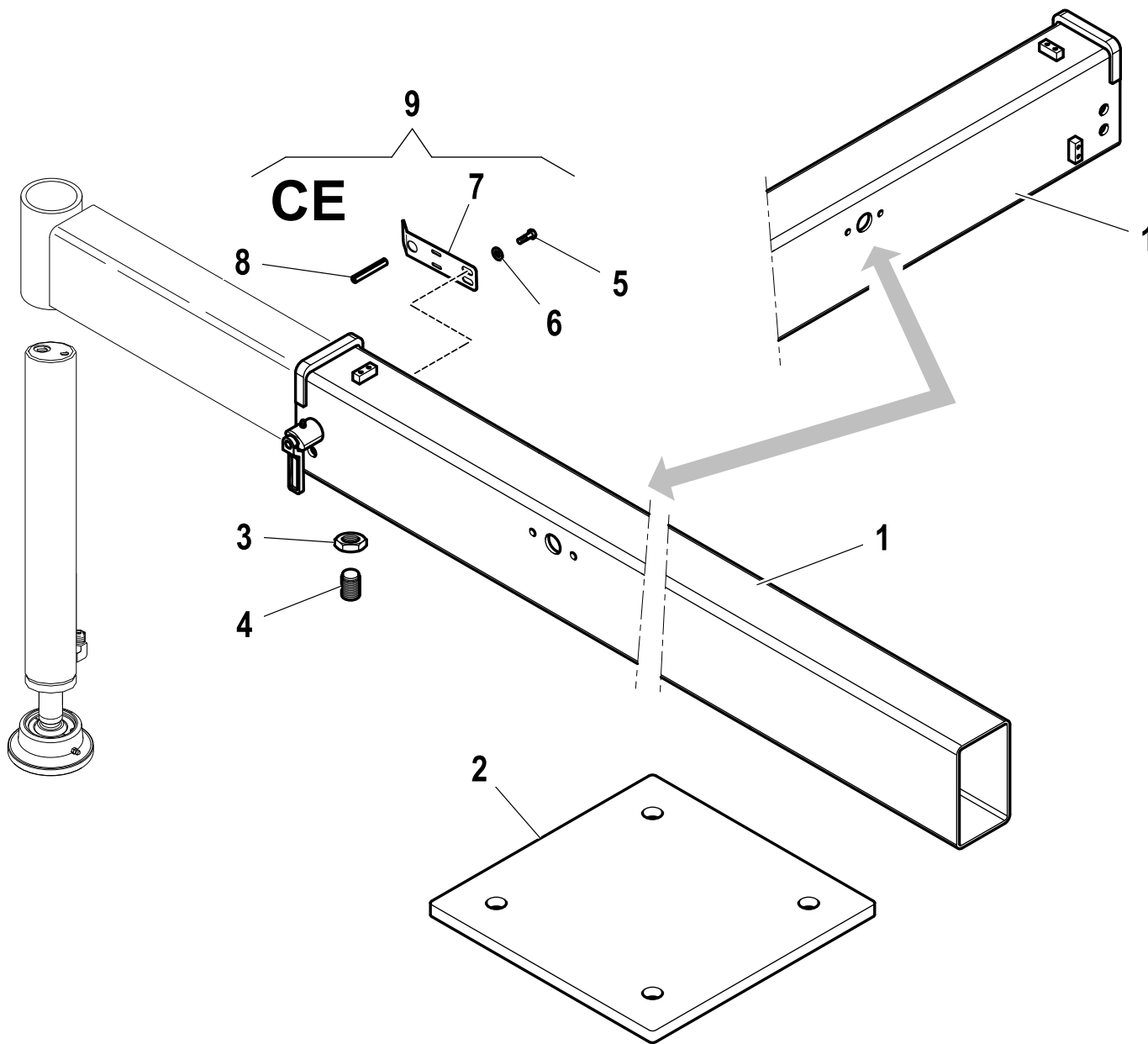


BASE WITH 1 CROSSBAR (" BPS ")

Code

W5201019-1.0

1/1



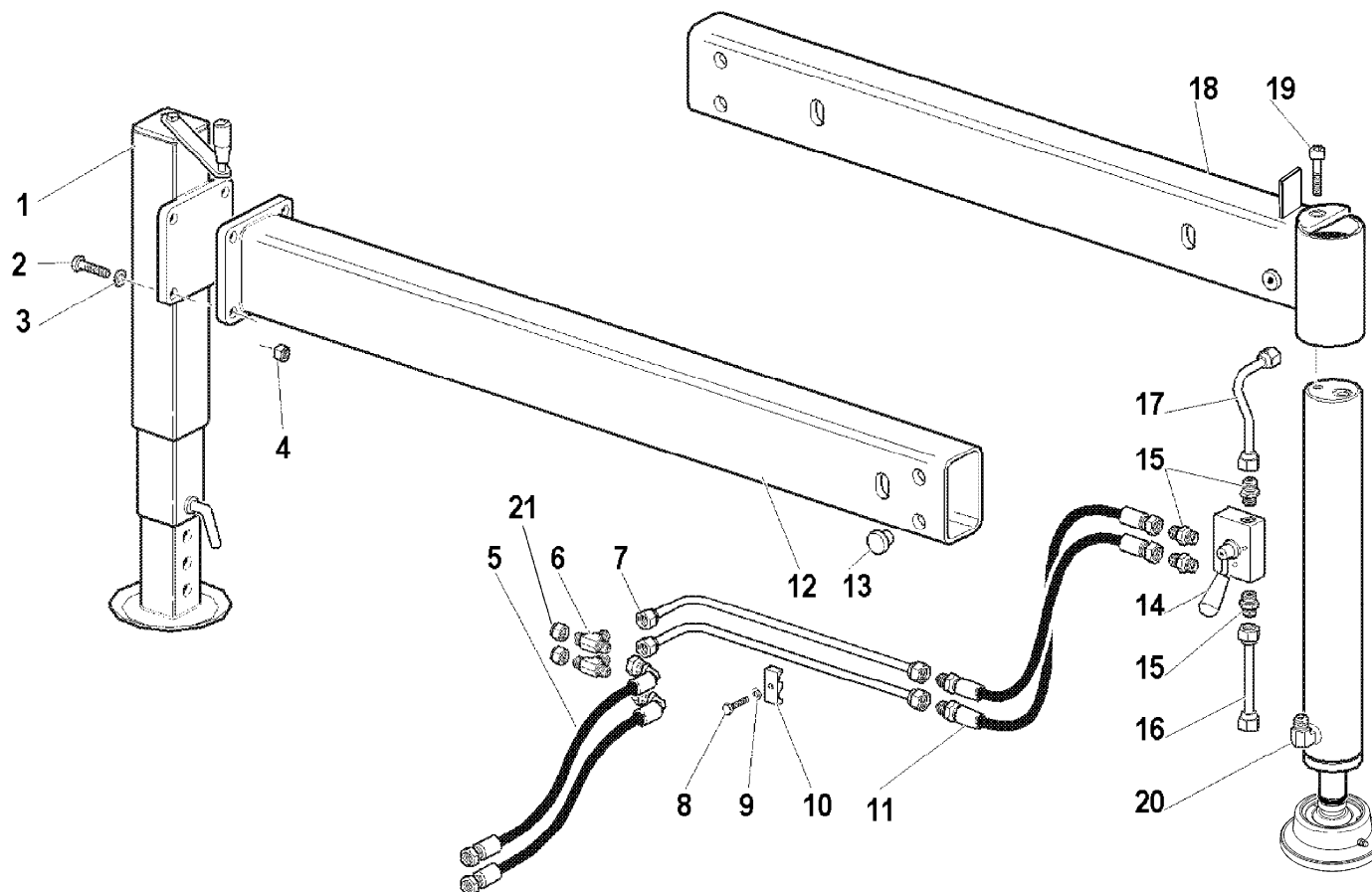
R	Pos.	Code Variant	Q.ty	Description
1		W520101900	1	
2		W520102000	1	
3		3040251	1	Lock nut [M24 8.G basso UNI 5589]
4		W560402000	1	
5		3010323	2	Hex screw [M6X10 8.8 ZC UNI 5739]
6		3060005	2	Flat washer [D.6.4 UNI 6592 ZC]
7		3060685	1	
8		3060026	1	
9		W520452000	1	

Stabilizers rods (Fixed - Mechanic)

Code

W520451200-1.0

1/2

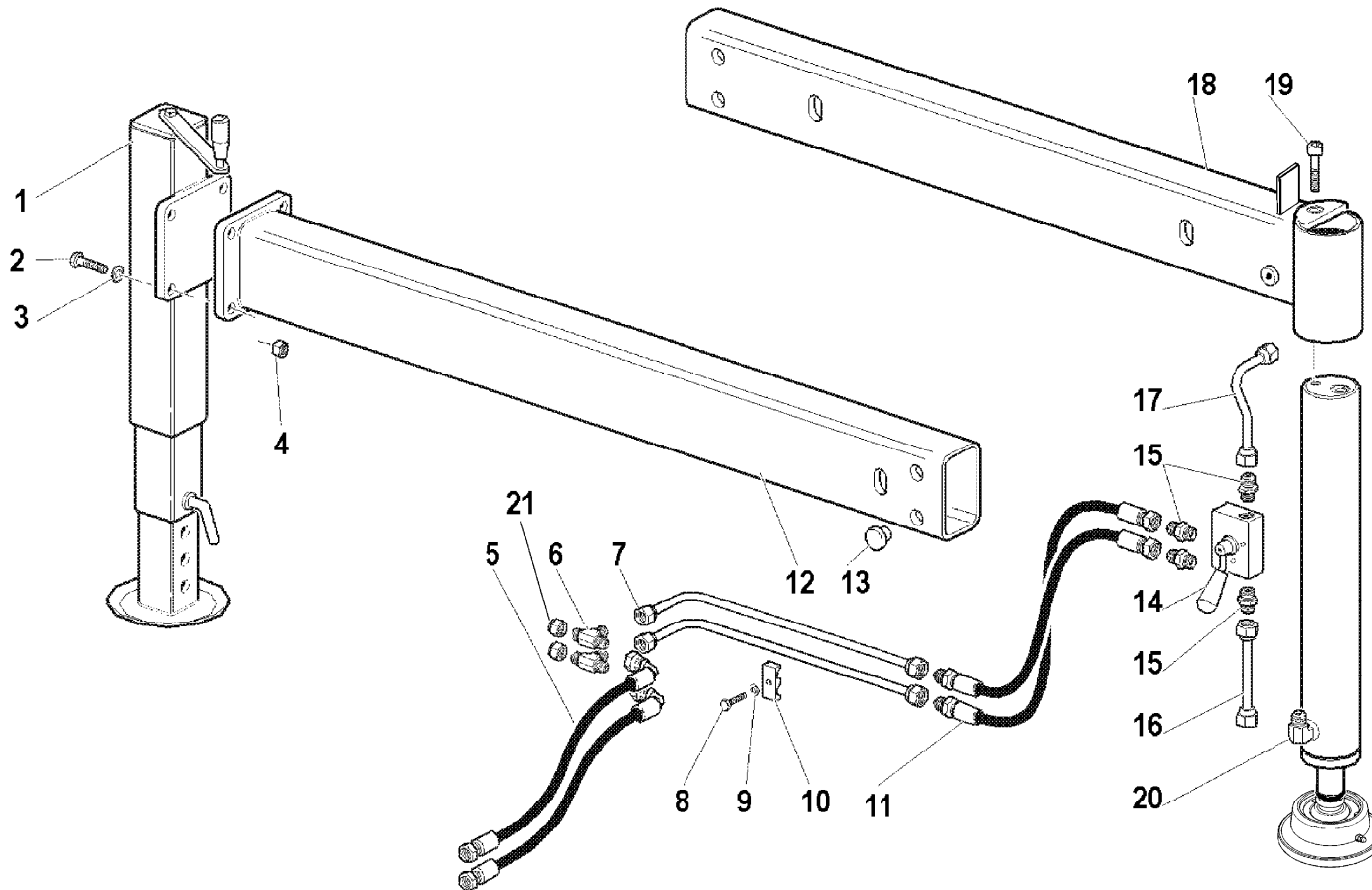


R	Pos.	Code Variant	Q.ty	Description
	1	W662003	1	
	2	3010358	4	Hex screw [M10X40 8.8 ZC UNI 5739]
	3	3060914	4	Flat washer [D.10.5X21X2 UNI 6592 ZC]
	4	3040335	4	Stopnut
	5	W456098	2	
	6	3101080	2	Tee fitting
	7	W520401000	2	
	8	3010339	3	Hex screw [M8X25 8.8 ZC IF UNI 5739]
	9	3060055	3	Split lock washer [D=8.4 C72 ZC]
	10	5000077	3	
	11	W456858	2	
	12	W520400700	1	
	13	W370400700	8	Button (Coupling backlash)
	14	5220048	1	
	15	3101040	4	Straight pipe fitting
	16	W370401500	1	
	17	W520401100	1	
	18	W520400500	1	
	19	3020080	1	Socket head cap screw [M10X16 12.9 ZC UNI 5931]
	20	W520450100	1	
	21			

Stabilizers rods (Fixed - Mechanic)

Code		
W520451200-1.0		2/2

R	Pos.	Code Variant	Q.ty	Description
	21	3110053	2	Plug

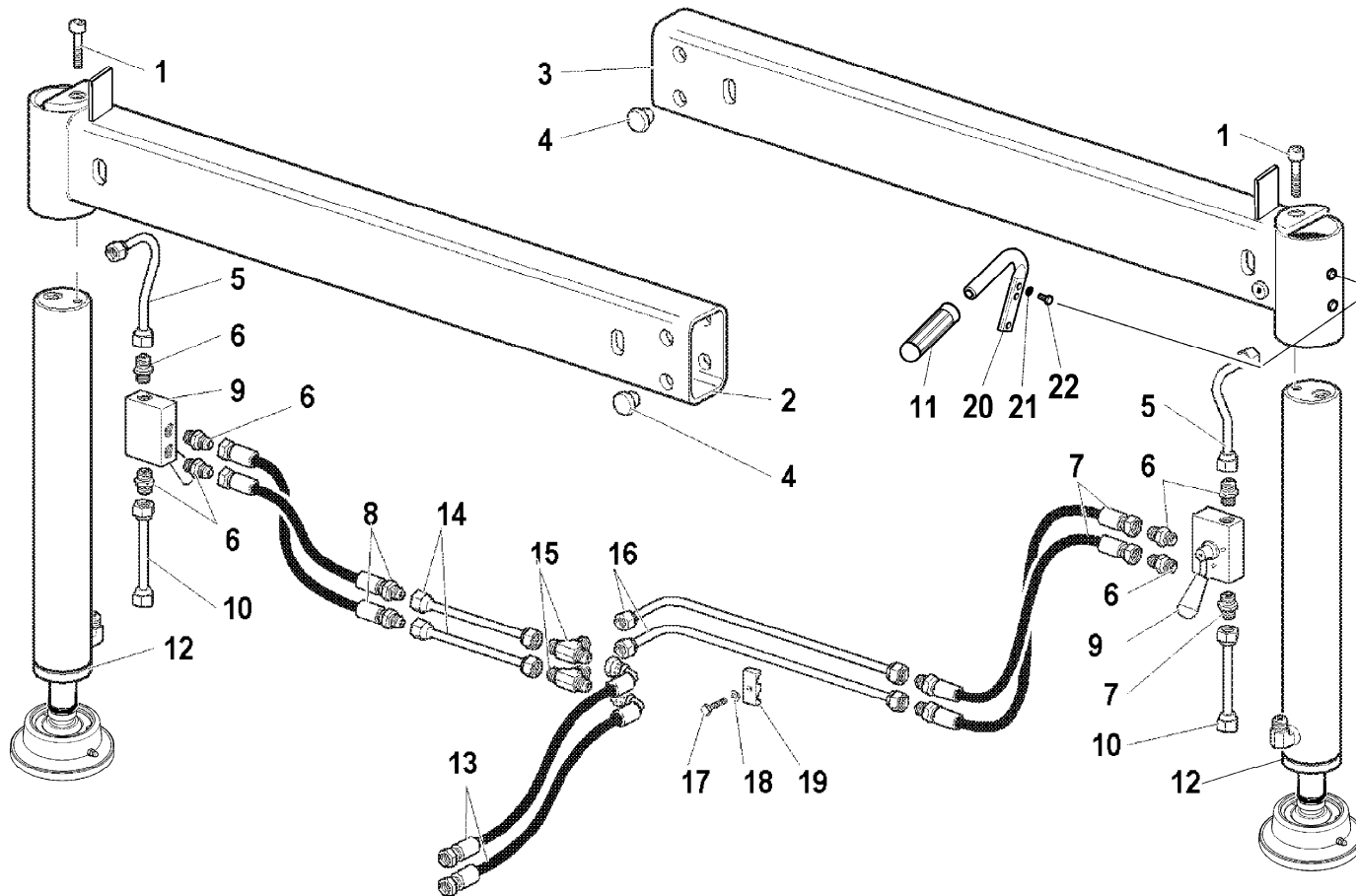


Stabilizers rods (Fixed)

Code

W520451100-1.0

1/2



R	Pos.	Code Variant	Q.ty	Description
	1	3020080	2	Socket head cap screw [M10X16 12.9 ZC UNI 5931]
	2	W520400400	1	
	3	W520400500	1	
	4	W370400700	8	Button (Coupling backlash)
	5	W520401100	2	
	6	3101040	8	Straight pipe fitting
	7	W456858	2	
	8	W456859	2	
	9	5220048	2	
	10	W370401500	2	
	11	W664018	2	
	12	W520450100	2	
	13	W456098	2	
	14	W520401800	2	
	15	3101080	2	Tee fitting
	16	W520401000	2	
	17	3010339	3	Hex screw [M8X25 8.8 ZC IF UNI 5739]
	18	3060918	3	Tooth lock washer [D.8 TIPO A UNI8842 ZC]
	19	5000077	3	
	20	W370401800	2	

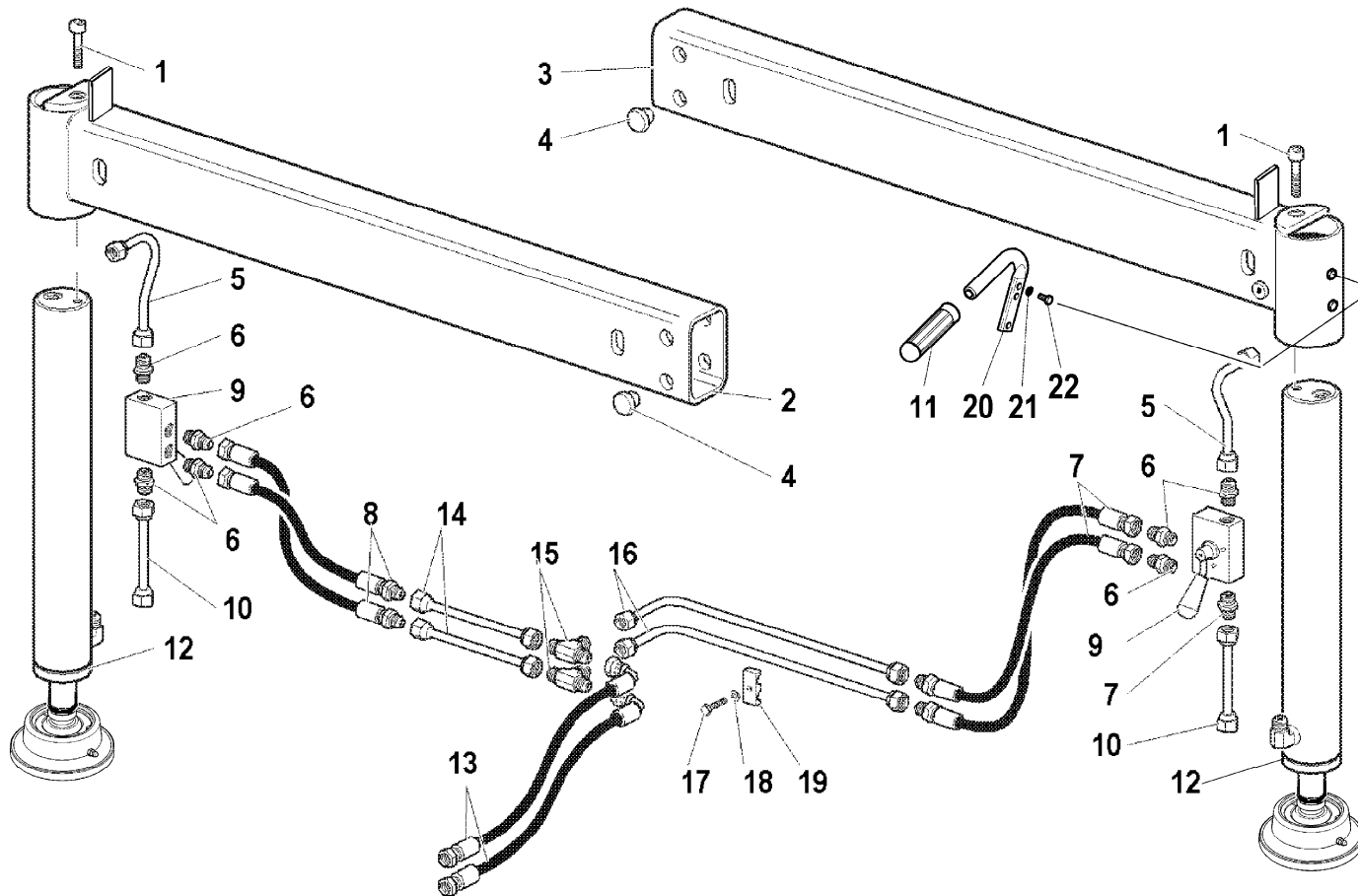
Stabilizers rods (Fixed)

Code

W520451100-1.0

2/2

R	Pos.	Code Variant	Q.ty	Description
	21	3060005	4	Flat washer [D.6.4 UNI 6592 ZC]
	22	3010325	4	Hex screw [M6X16 8.8 ZC UNI 5739]



CONTROL DEVICES LOCKING FOR OUTRIGGERS LEGS

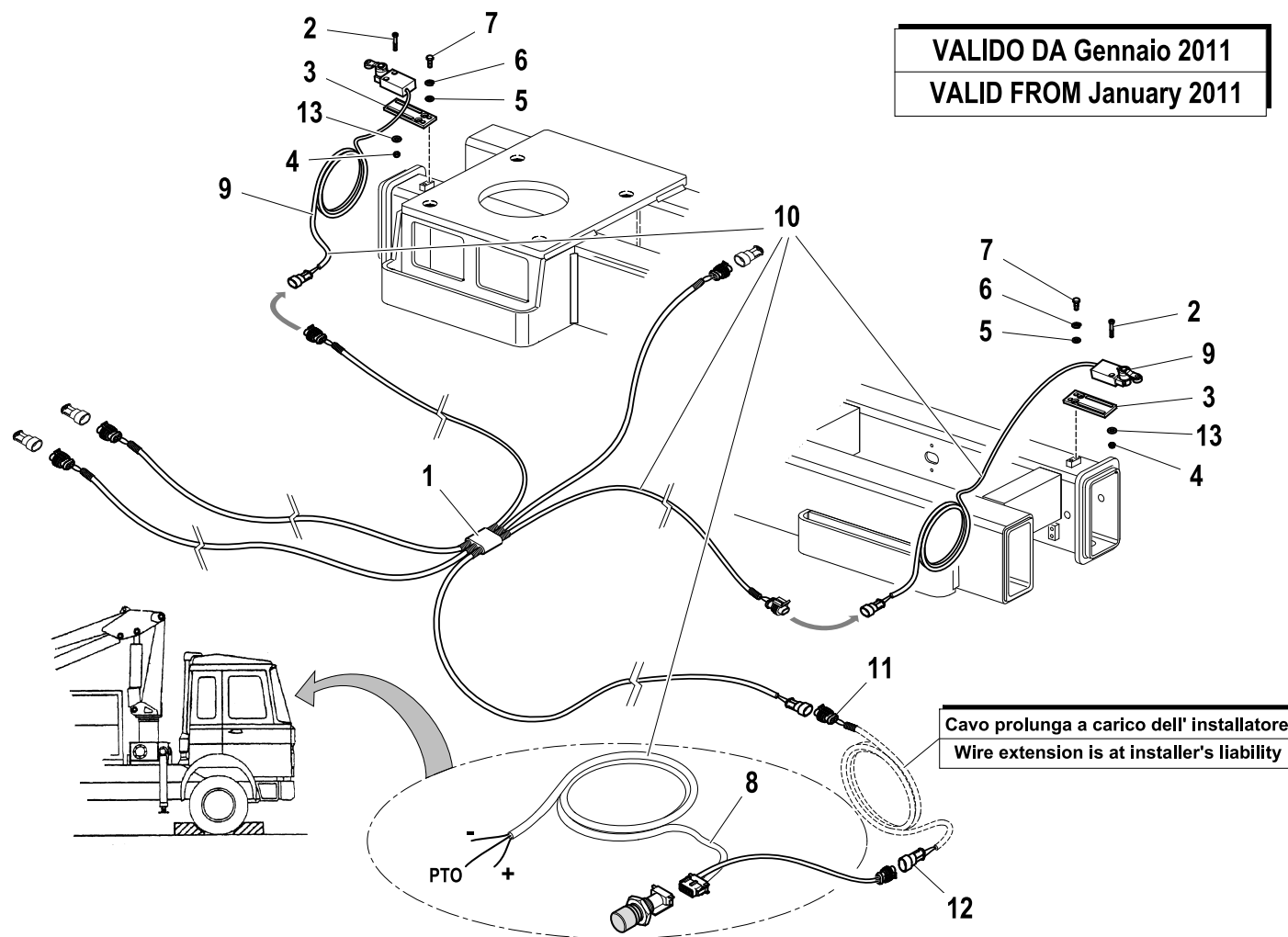
Code

5411029-3.0

1/1

R	Pos.	Code Variant	Q.ty	Description
	1	3311353	1	
	2	3020014	4	Socket head cap screw [M4X25X0.7 8.8 ZC UNI 5931]
	3	5000218	2	
	4	3040041	4	Nut
	5	3060030	4	Flat washer [D.6.6X18 UNI 6593 ZC]
	6	3060053	4	Split lock washer [D=6.4 C72 ZC]
	7	3010325	4	Hex screw [M6X16 8.8 ZC UNI 5739]
	8	3311354	1	
	9	3311356	2	
	10	3311352	1	
	11	3310431	1	
	12	3310432	1	
	13	3060003	4	Flat washer [D.4 UNI 6592 ZC]

**VALIDO DA Gennaio 2011
VALID FROM January 2011**



Stabilizer Hydraulic jack

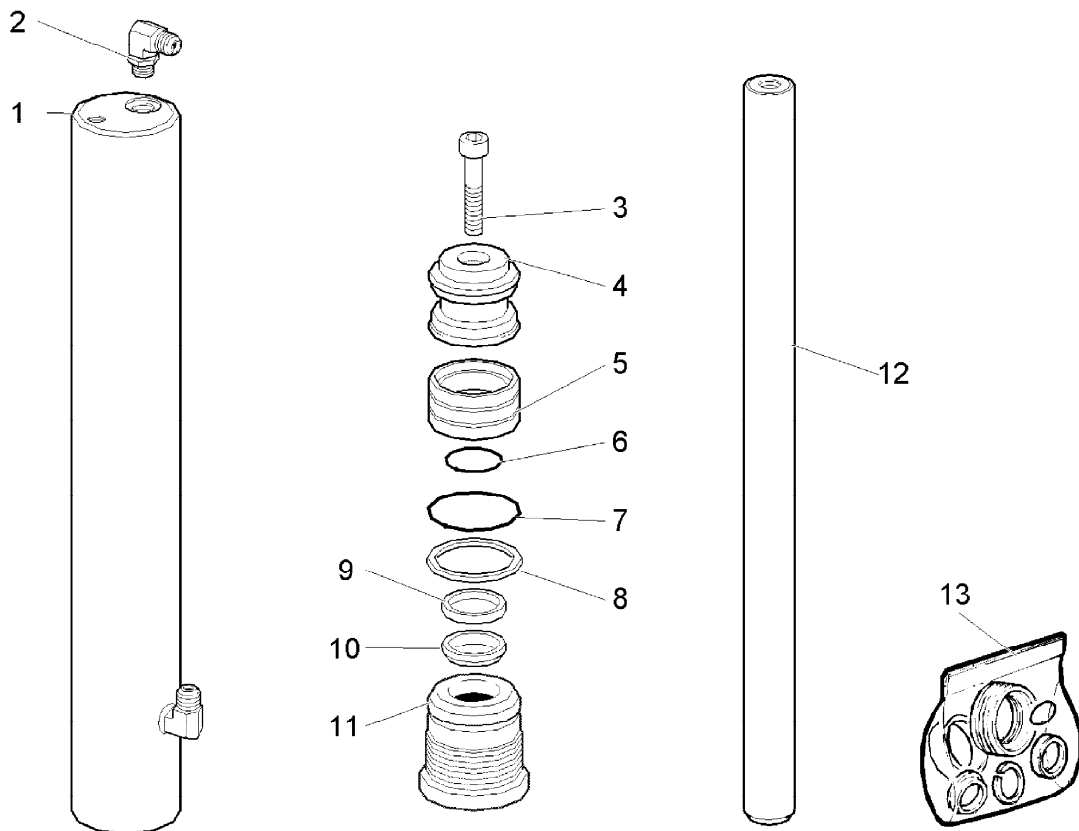
Code

W520450100-1.0

1/1

VALIDO FINO a GIUGNO 2010
VALID UNTIL JUNE 2010

R	Pos.	Code Variant	Q.ty	Description
	1	W520400200	1	
	2	3101124	1	90° Connection
	3	3020094	1	Socket head cap screw [M12X40 8.8 ZC UNI 5931]
	4	W105068	1	
	5	W359013	1	
	6	W360003	1	
	7	W360022	1	
	8	W304016	1	
	9	W358002	1	
	10	W361012	1	
	11	W120065	1	
	12	W520400300	1	
	13	W365084	1	

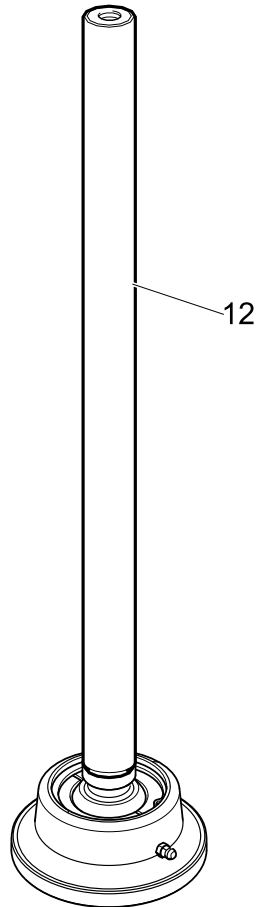
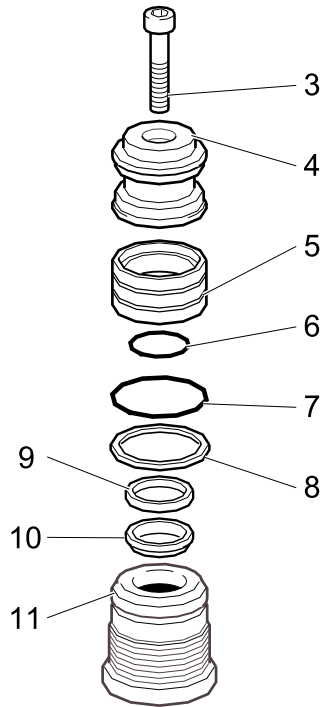



Stabilizer Hydraulic jack

Code

W520450100-1.1

1/1



**VALIDO da LUGLIO 2010
VALID FROM JULY 2010**



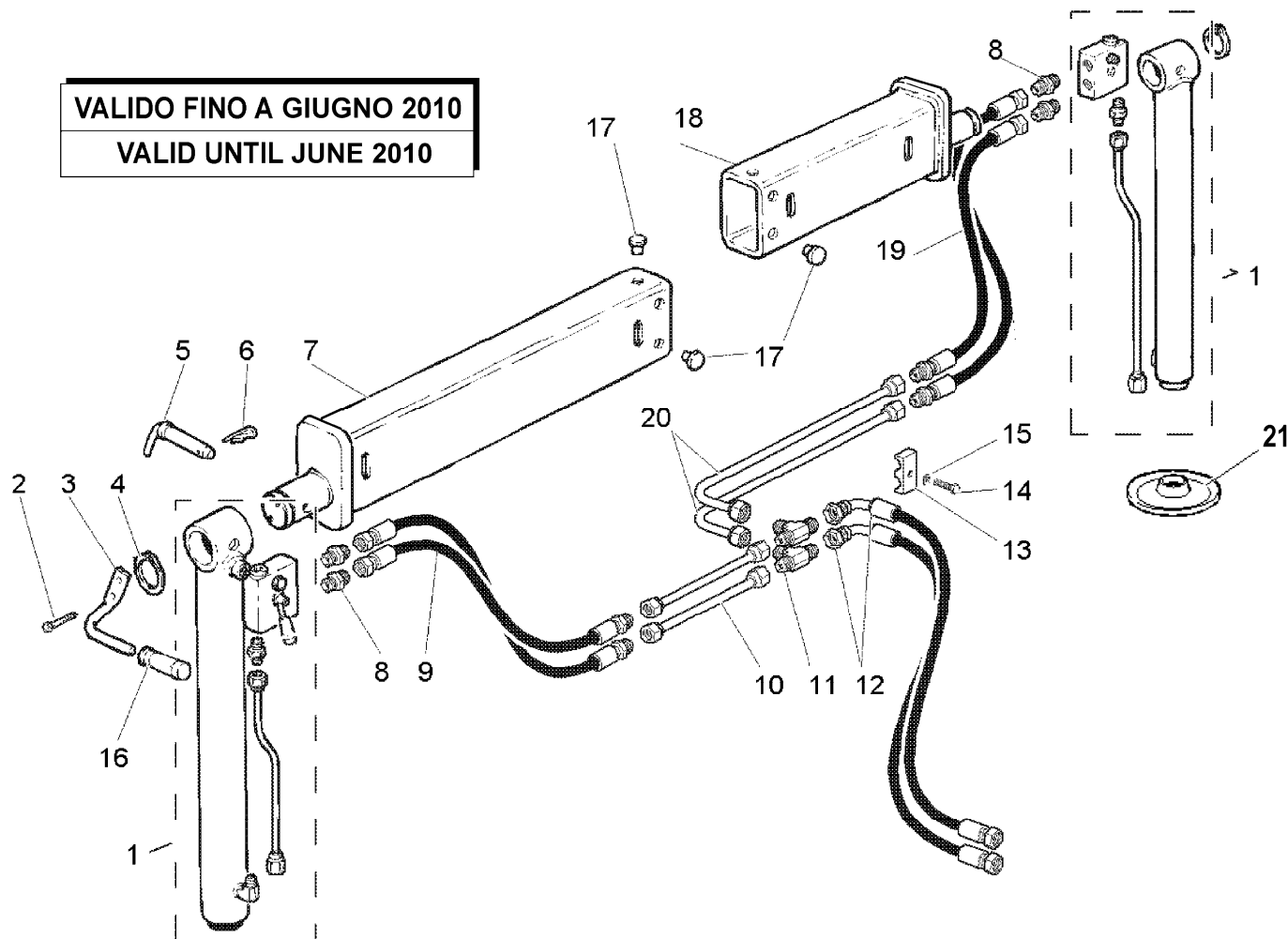
R	Pos.	Code Variant	Q.ty	Description
	1	W520400200	1	
	2	3101124	1	90° Connection
	3	3020094	1	Socket head cap screw [M12X40 8.8 ZC UNI 5931]
	4	W105068	1	
	5	W359013	1	
	6	W360003	1	
	7	W360022	1	
	8	W304016	1	
	9	W358002	1	
	10	W361012	1	
	11	W120065	1	
	12	W520401900	1	
	13	W365084	1	

Stabilizers rods (Revolving)

Code
W520451000-1.0

1/2

VALIDO FINO A GIUGNO 2010
VALID UNTIL JUNE 2010



R	Pos.	Code Variant	Q.ty	Description
	1	W360450200	2	
	2	3010325	4	Hex screw [M6X16 8.8 ZC UNI 5739]
	3	W370401800	2	
	4	3070041	2	Seeger
	5	W080400300	2	
	6	W559501	2	
	7	W520400100	1	
	8	3101039	4	Straight pipe fitting
	9	W456860	2	
	10	W520401800	2	
	11	3101080	2	Tee fitting
	12	W456098	2	
	13	5000077	1	
	14	3010339	1	Hex screw [M8X25 8.8 ZC IF UNI 5739]
	15	3060918	1	Tooth lock washer [D.8 TIPO A UNI8842 ZC]
	16	W664018	2	
	17	W370400700	10	Button (Coupling backlash)
	18	W360400100	1	
	19	W456858	2	
	20	W520401000	2	

Stabilizers rods (Revolving)

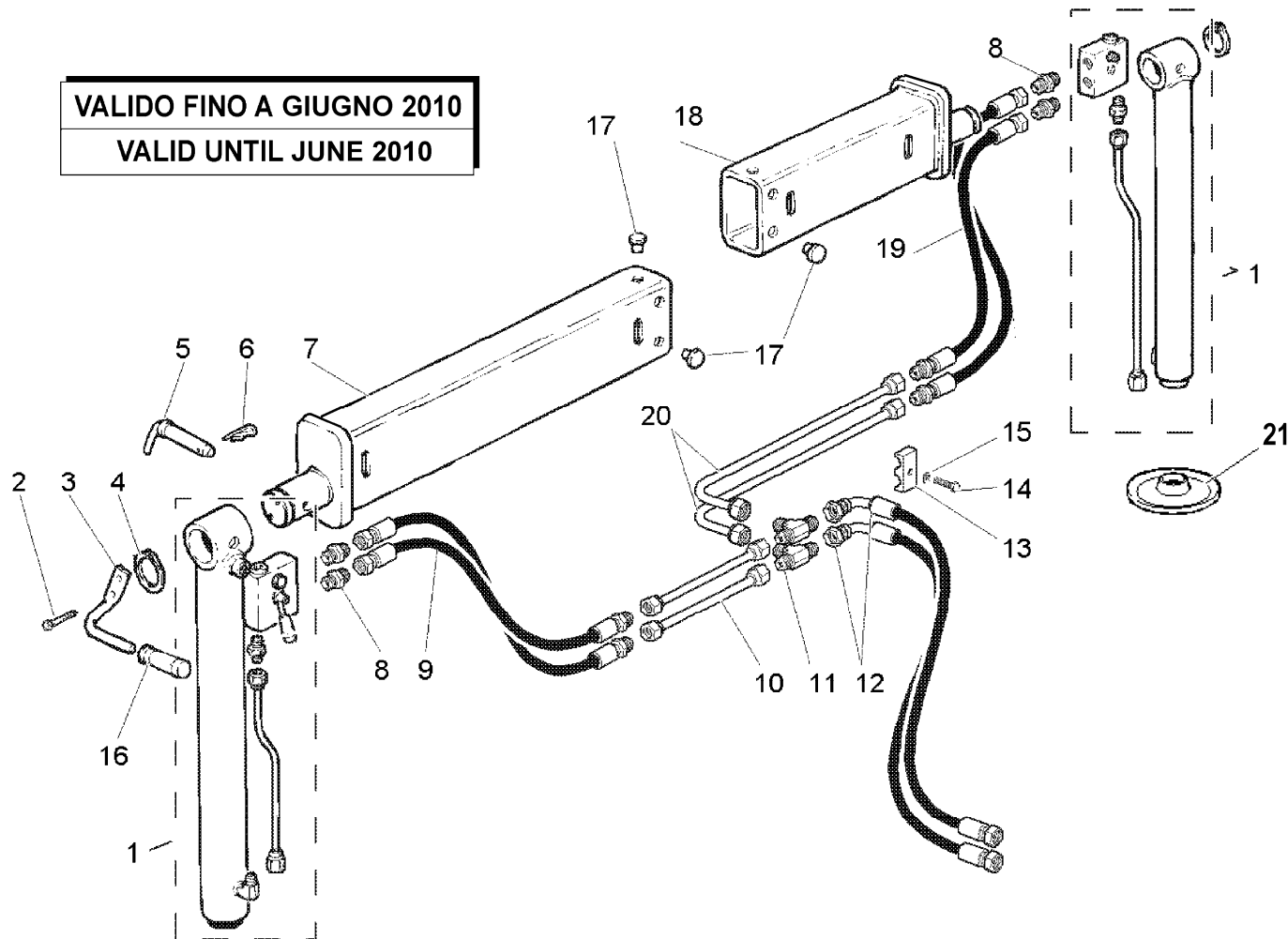
Code

W520451000-1.0

2/2

R	Pos.	Code Variant	Q.ty	Description
	21	5000078	2	

VALIDO FINO A GIUGNO 2010
VALID UNTIL JUNE 2010



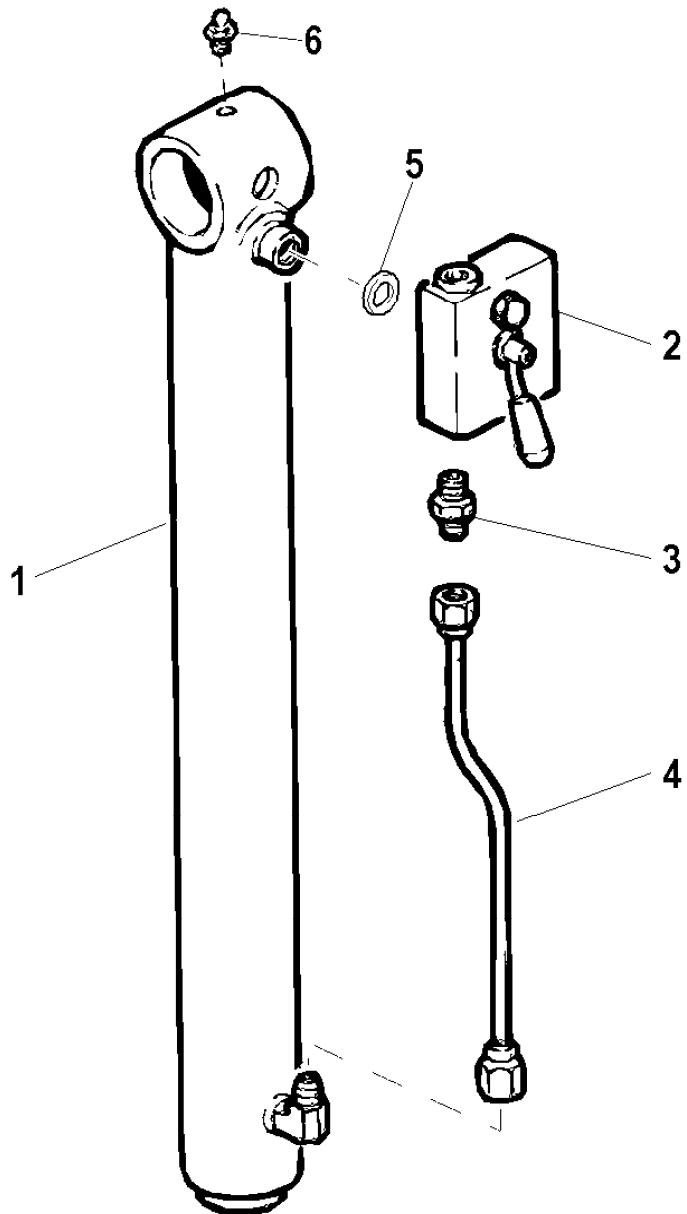
Stabilizer Hydraulic jack (Hydraulic system)

Code

W360450200-1.1

1/1

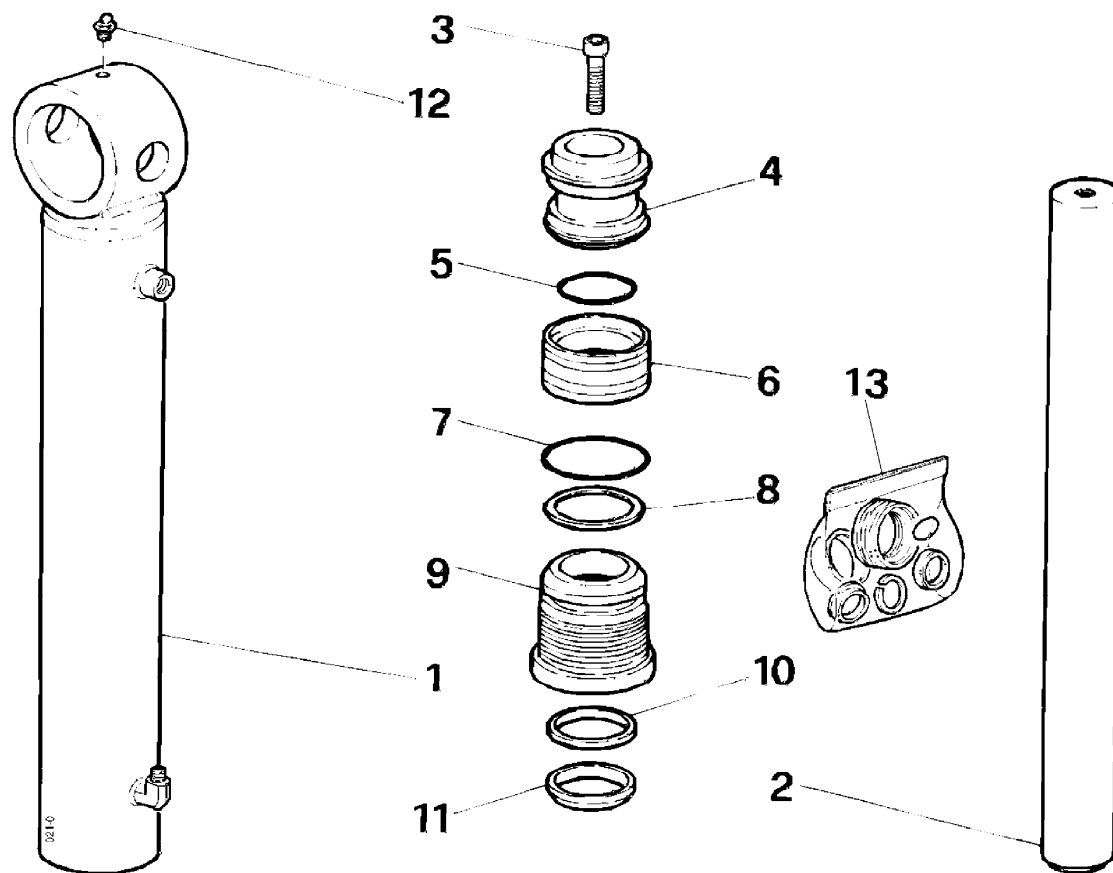
R	Pos.	Code Variant	Q.ty	Description
	1	W360450100	1	
	2	W470053	1	Manually operated valve
	3	3101039	1	Straight pipe fitting
	4	W360501600	1	
	5	3060143	1	Sealing washer [BSP 1/4"]
	6	3080500	1	Grease nipple



VALIDO FINO a GIUGNO 2010
VALID UNTIL JUNE 2010

VALIDO FINO a GIUGNO 2010
VALID UNTIL JUNE 2010

R	Pos.	Code Variant	Q.ty	Description
	1	W360400400	1	
	2	W360400500	1	
	3	3020094	1	Socketed head cap screw [M12X40 8.8 ZC UNI 5931]
	4	W105068	1	
	5	W360003	1	
	6	W359013	1	
	7	W360022	1	
	8	W304016	1	
	9	W120065	1	
	10	W358002	1	
	11	W361012	1	
	12	3080500	1	Grease nipple
	13	W365084	1	

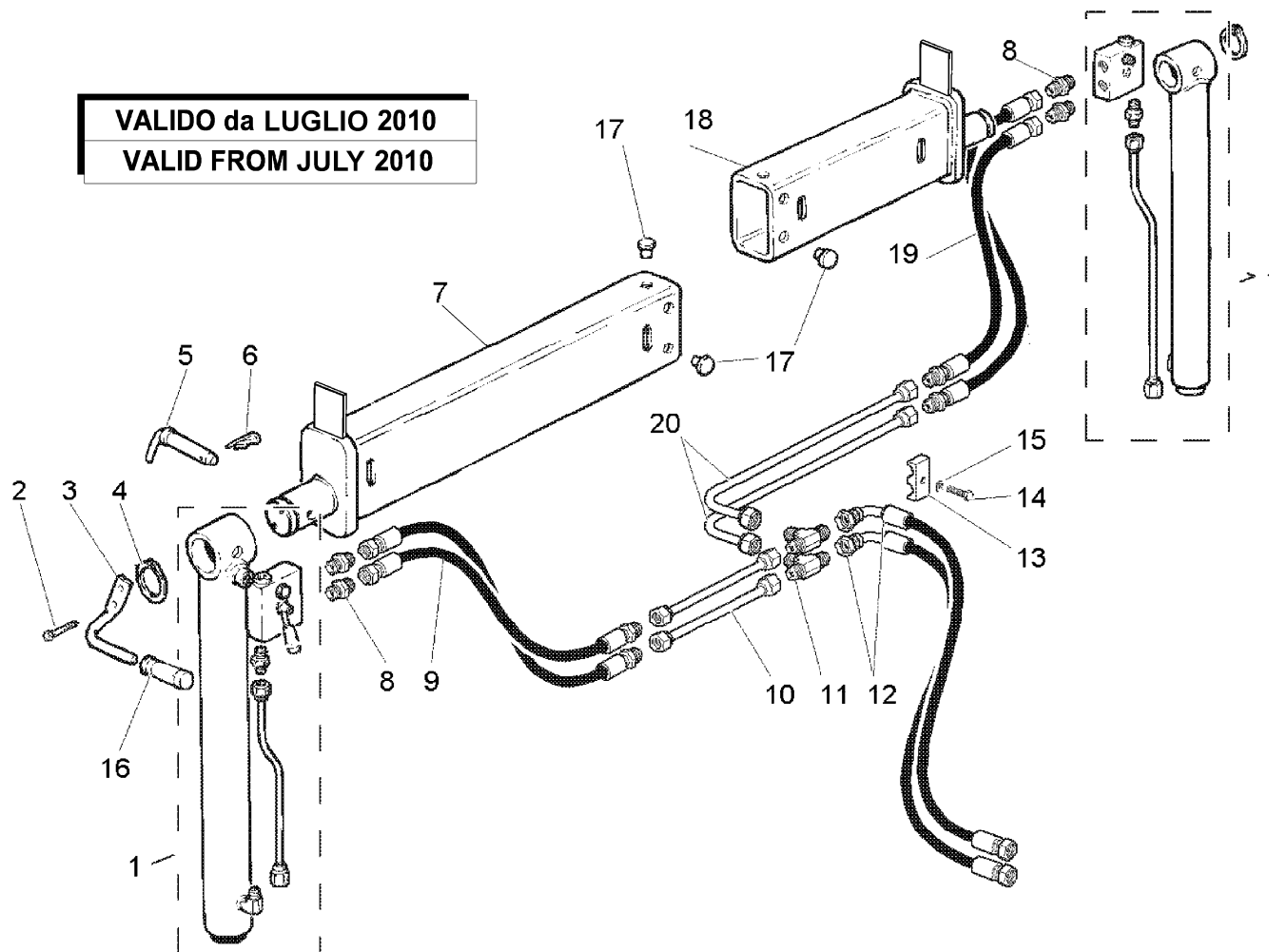


Stabilizers rods (Revolving)

Code
W520451000-2.0

1/1

VALIDO da LUGLIO 2010
VALID FROM JULY 2010



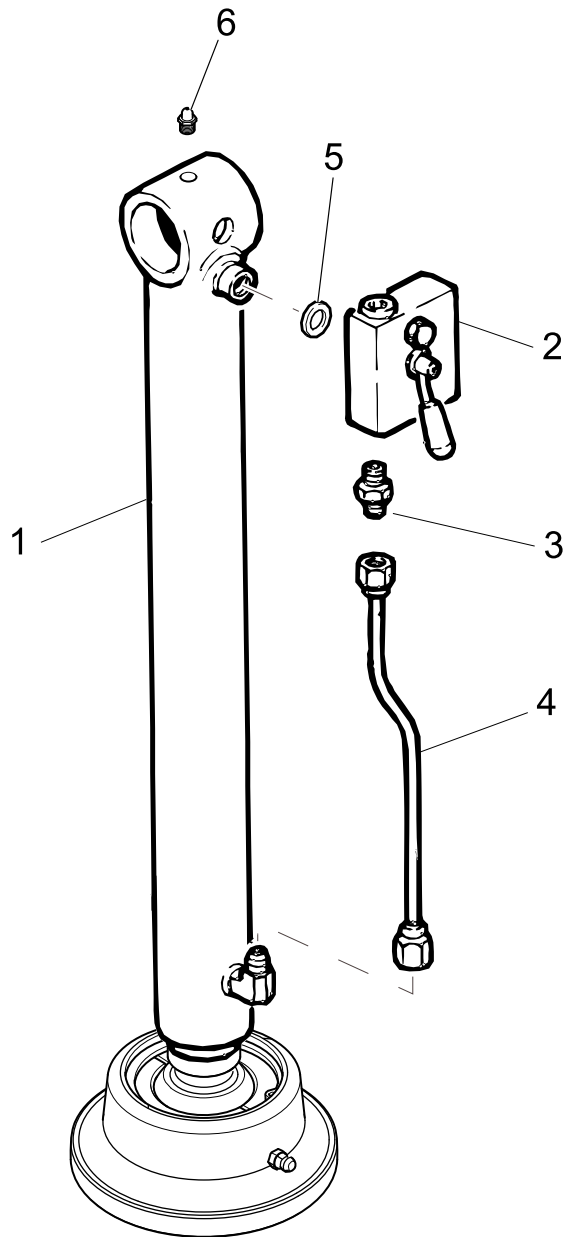
R	Pos.	Code Variant	Q.ty	Description
	1	W360450200	2	
	2	3010325	4	Hex screw [M6X16 8.8 ZC UNI 5739]
	3	W370401800	2	
	4	3070041	2	Seeger
	5	W080400300	2	
	6	W559501	2	
	7	W520400100	1	
	8	3101039	4	Straight pipe fitting
	9	W456860	2	
	10	W520401800	2	
	11	3101080	2	Tee fitting
	12	W456098	2	
	13	5000077	1	
	14	3010339	1	Hex screw [M8X25 8.8 ZC IF UNI 5739]
	15	3060918	1	Tooth lock washer [D.8 TIPO A UNI8842 ZC]
	16	W664018	2	
	17	W370400700	10	Button (Coupling backlash)
	18	W360400100	1	
	19	W456858	2	
	20	W520401000	2	

Stabilizer Hydraulic jack (Hydraulic system)

Code

W360450200-1.2

1/1



R	Pos.	Code Variant	Q.ty	Description
	1	W360450100	1	
	2	W470053	1	Manually operated valve
	3	3101039	1	Straight pipe fitting
	4	W360501600	1	
	5	3060143	1	Sealing washer [BSP 1/4"]
	6	3080500	1	Grease nipple

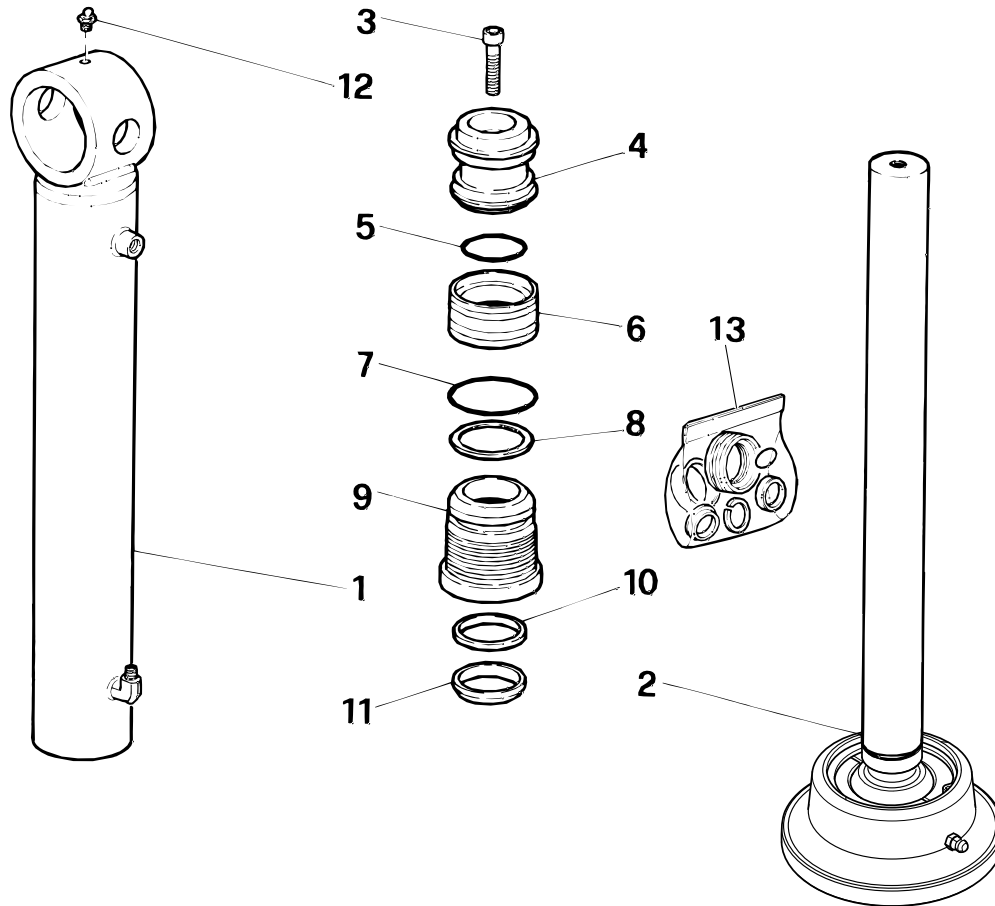
VALIDO da LUGLIO 2010
VALID FROM JULY 2010

Stabilizer Hydraulic jack

Code

W360450100-1.6

1/1



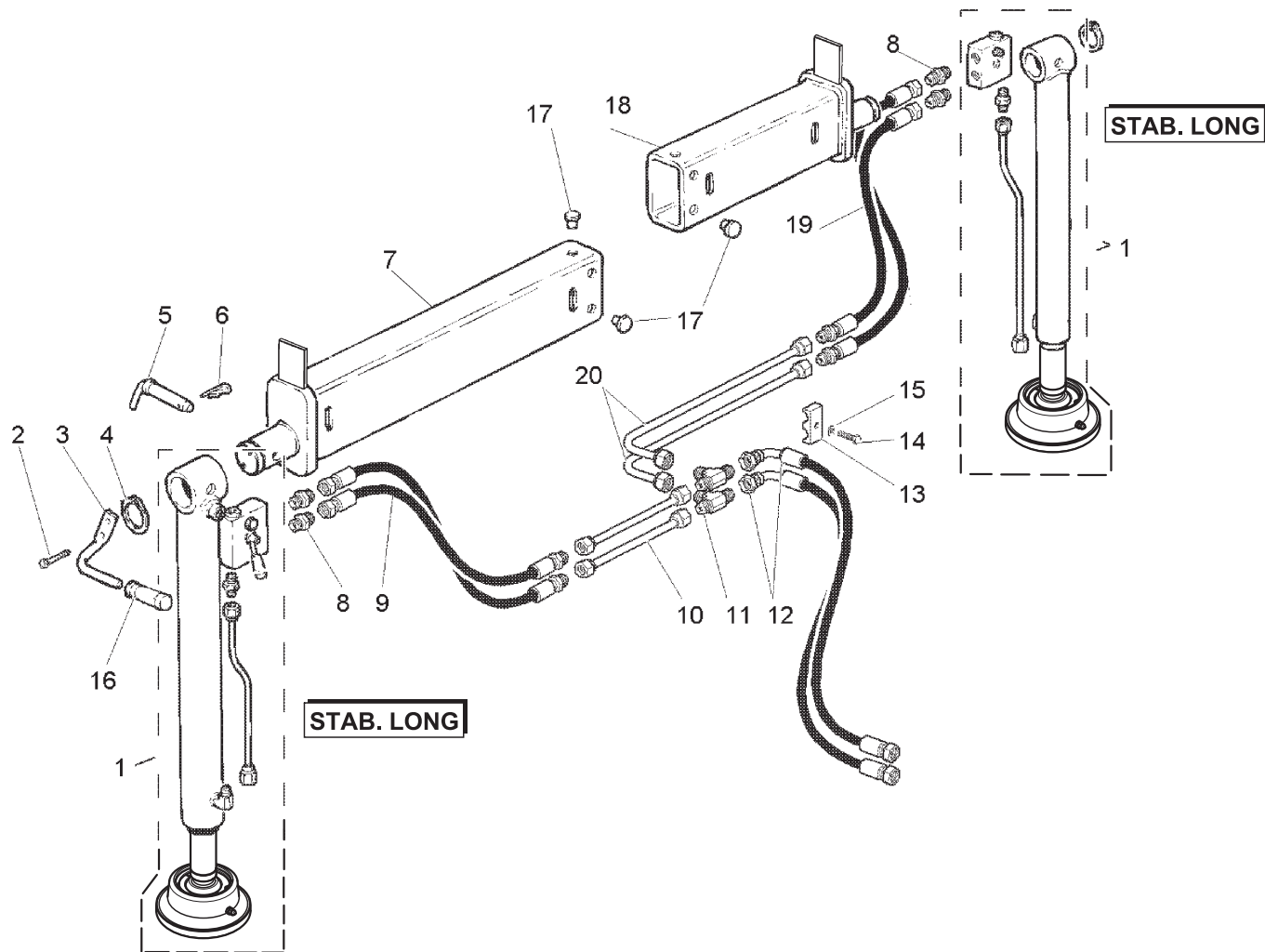
VALIDO da LUGLIO 2010
VALID FROM JULY 2010

R	Pos.	Code Variant	Q.ty	Description
	1	W360400400	1	
	2	W360401000	1	
	3	3020094	1	Socket head cap screw [M12X40 8.8 ZC UNI 5931]
	4	W105068	1	
	5	W360003	1	
	6	W359013	1	
	7	W360022	1	
	8	W304016	1	
	9	W120065	1	
	10	W358002	1	
	11	W361012	1	
	12	3080500	1	Grease nipple
	13	W365084	1	

Stabilizer connecting rods extra-extensible revolving

Code
W5204510LU-1.0

1/1



R	Pos.	Code Variant	Q.ty	Description
	1	6200273	2	Stabilizer Hydraulic jack
	2	3010325	4	Hex screw [M6X16 8.8 ZC UNI 5739]
	3	W370401800	2	
	4	3070041	2	Seeger
	5	W080400300	2	
	6	W559501	2	
	7	W520400100	1	
	8	3101039	4	Straight pipe fitting
	9	W456860	2	
	10	W520401800	2	
	11	3101080	2	Tee fitting
	12	W456098	2	
	13	5000077	1	
	14	3010339	1	Hex screw [M8X25 8.8 ZC IF UNI 5739]
	15	3060918	1	Tooth lock washer [D.8 TIPO A UNI8842 ZC]
	16	W664018	2	
	17	W370400700	10	Button (Coupling backlash)
	18	W360400100	1	
	19	W456858	2	
	20	W520401000	2	

Stabilizer Hydraulic jack (Hydraulic system)

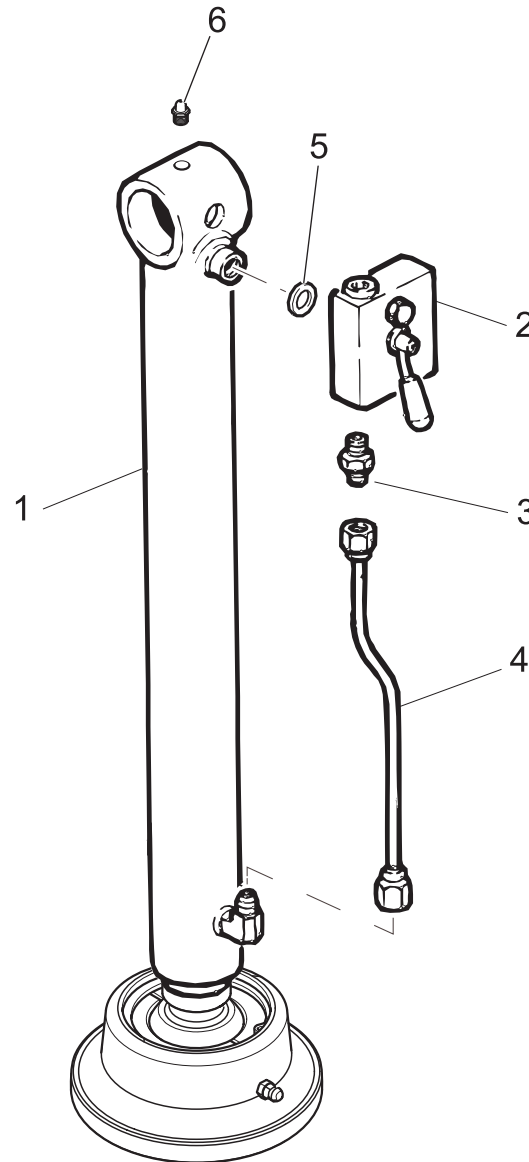
Code

6200273-1.0

1/1

R	Pos.	Code Variant	Q.ty	Description
	1	6400273	1	Stabilizer Hydraulic jack
	2	W470053	1	Manually operated valve
	3	3101039	1	Straight pipe fitting
	4	5390208	1	Iron pipe
	5	3060143	1	Sealing washer [BSP 1/4"]
	6	3080500	1	Grease nipple

**VERSIONE LUNGA
LONG VERSION
VERSION LONGUE
LANGVERSION
VERSIÓN LARGA**



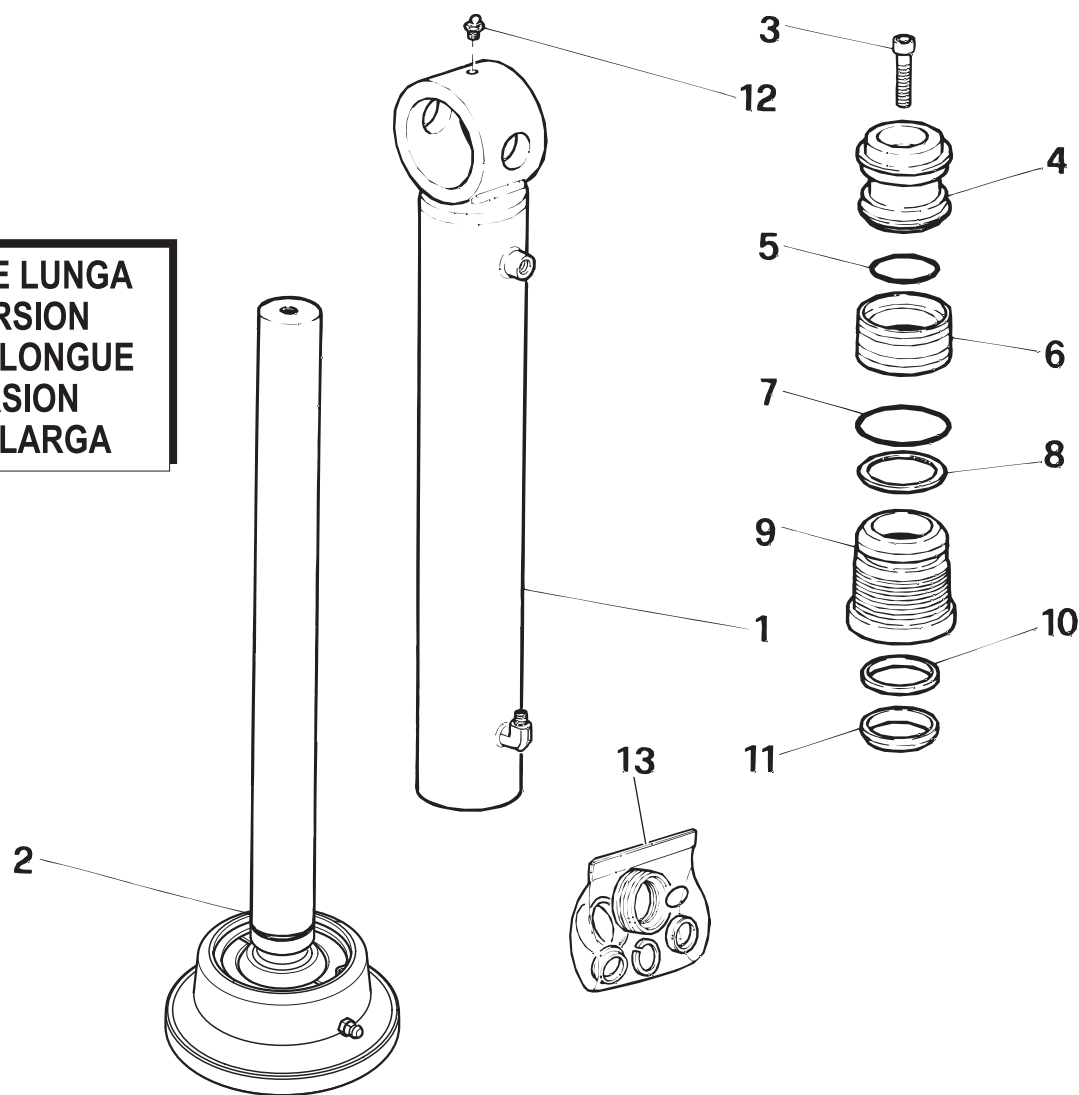
Stabilizer Hydraulic jack

Code

6400273-1.0

1/1

VERSIONE LUNGA
LONG VERSION
VERSION LONGUE
LANGVERSION
VERSIÓN LARGA



R	Pos.	Code Variant	Q.ty	Description
	1	6070617	1	Liner (Stabilizer)
	2	6030134	1	Rod unit (Support base)
	3	3020094	1	Socket head cap screw [M12X40 8.8 ZC UNI 5931]
	4	W105068	1	
	5	W360003	1	
	6	W359013	1	
	7	W360022	1	
	8	W304016	1	
	9	W120065	1	
	10	W358002	1	
	11	W361012	1	
	12	3080500	1	Grease nipple
	13	W365084	1	

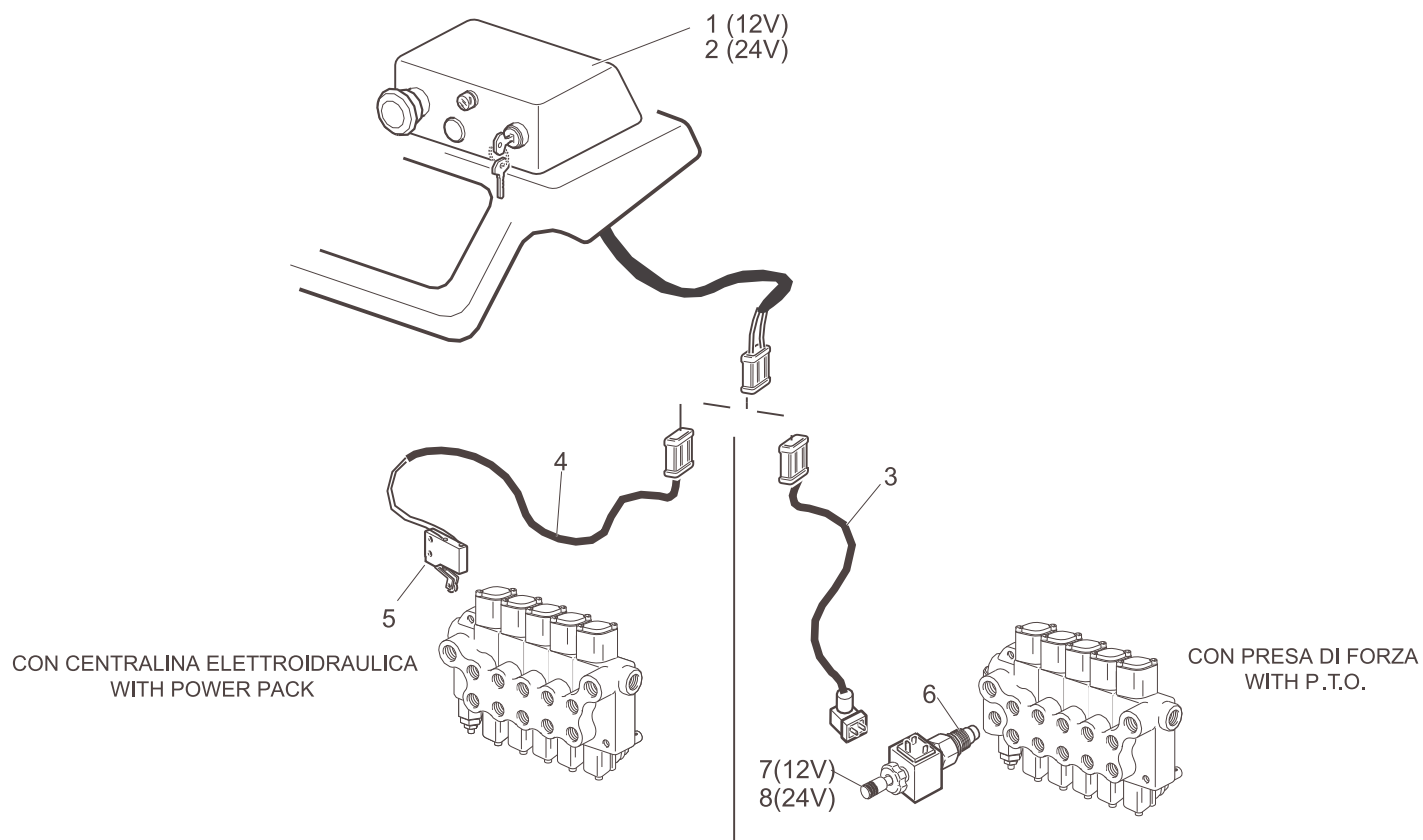
Dashboard

Code

W510551000-1.0

1/1

R	Pos.	Code Variant	Q.ty	Description
	1	W510550100	1	
	2	W510550200	1	
	3	W510500200	1	
	4	W510500100	1	
	5	3310080	1	
	6	5225770	1	
	7	3310238	1	
	8	3310242	1	



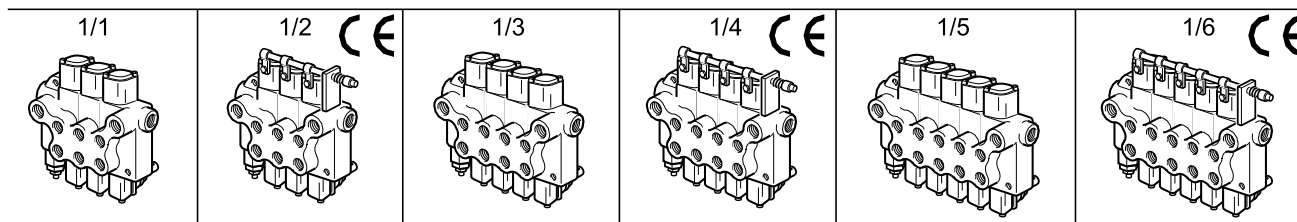
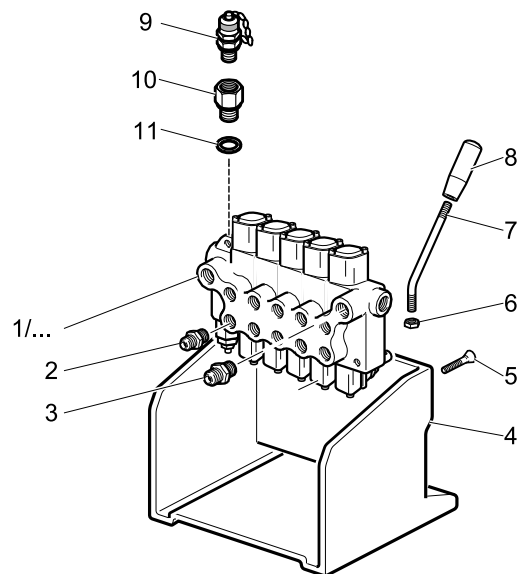
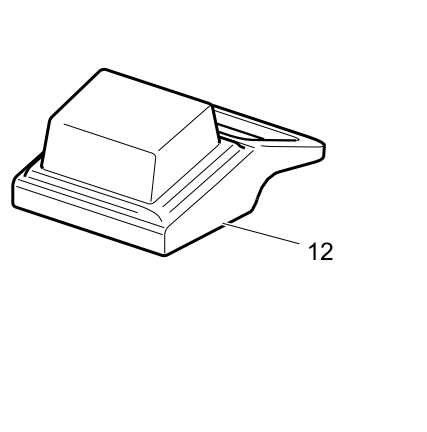
Control valve

Code

W338034-1.0

1/1

R	Pos.	Code Variant	Q.ty	Description
	1.1	W338036	1	
	1.2	W338037	1	
	1.3	W338034	1	
	1.4	W338035	1	
	1.5	W338032	1	
	1.6	W338033	1	
2	3101039	10	Straight pipe fitting	
3	3101043	1	Straight pipe fitting	
4	W520501800	1		
5	3010336	2	Hex screw [M8X12 8.8 ZC UNI 5739]	
6	3040040	5	Lock nut	
7	W520500600	5		
8	W664003	5		
9	3111523	1	Pipe fitting (Tapping point) [RACC. MILITES 16X2-1/4"G]	
10	3110150	1	Reducing fitting	
11	3060144	1	Sealing washer [BSP 3/8"]	
12	W520502500	1		



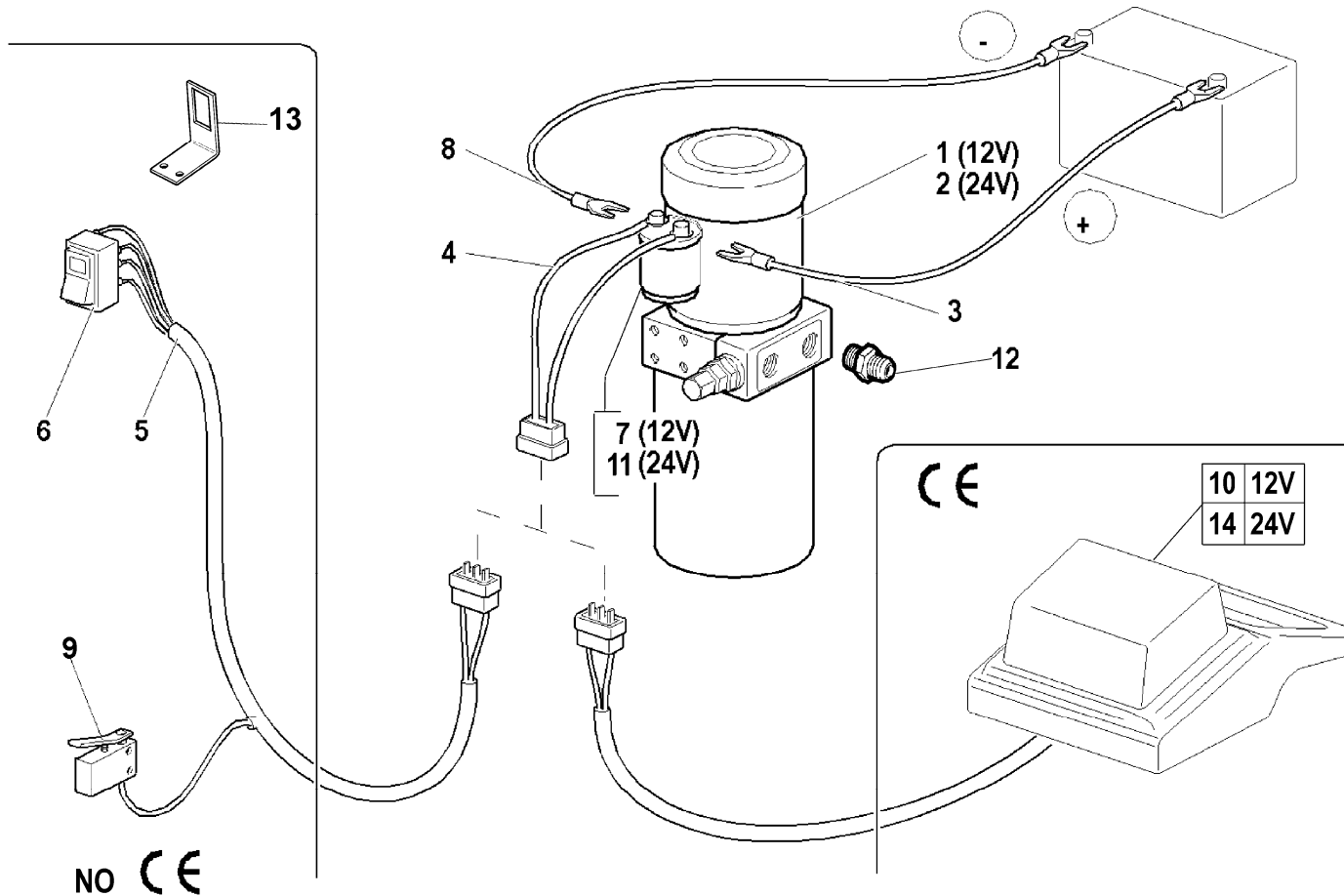
Motor pump (Electrical equipment)

Code

W52055100-1.0

1/1

R	Pos.	Code Variant	Q.ty	Description
	1	W318009	1	
	2	W318010	1	
	3	W370503200	1	
	4	W520501600	1	
	5	W520502300	1	
	6	W264401	1	
	7	5710088	1	
	8	W370503300	1	
	9	3310080	1	
	10	W510550100	1	
	11	5710096	1	
	12	3101039	2	Straight pipe fitting
	13	W370504500	1	
	14	W510550200	1	



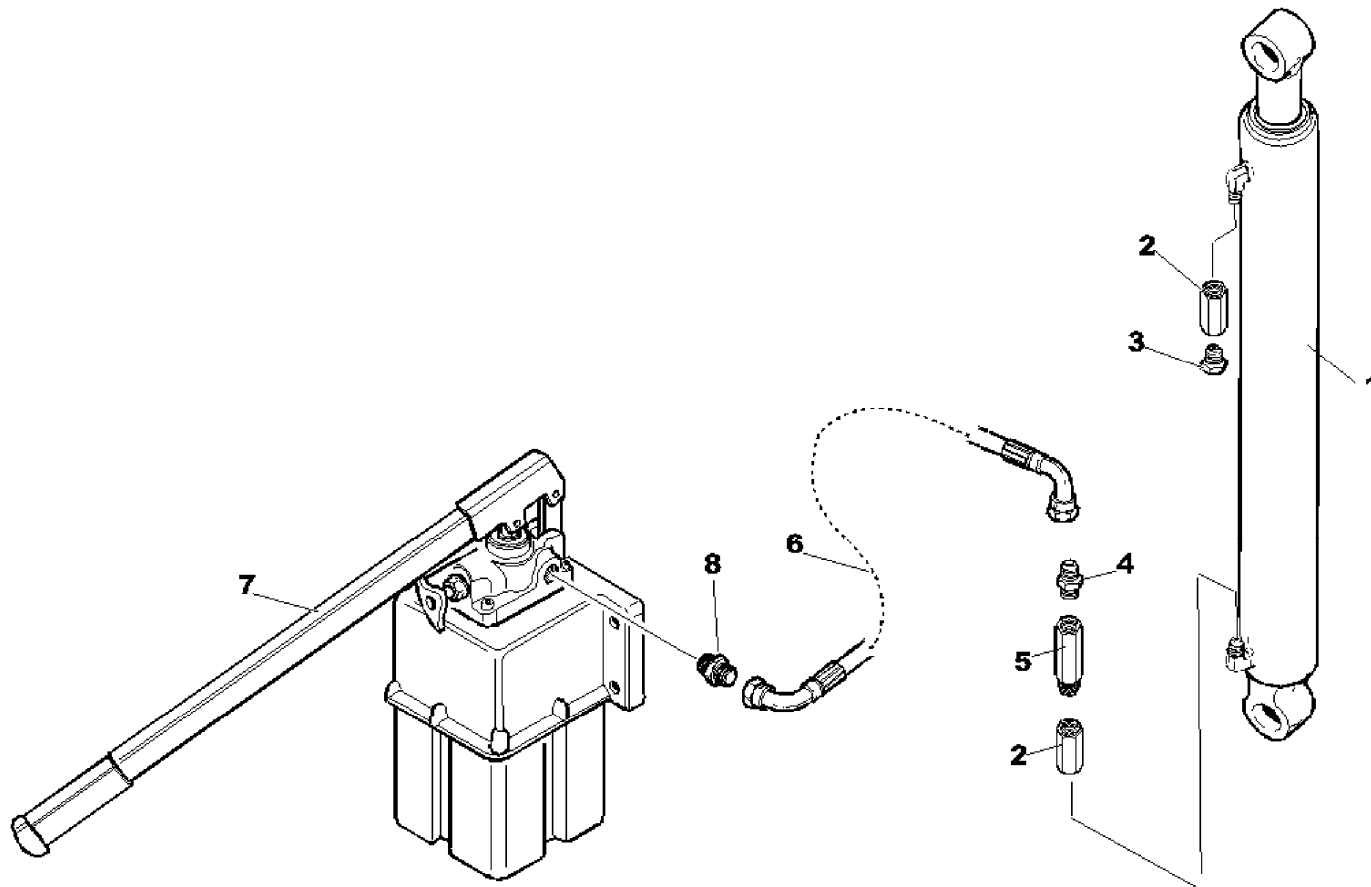
Manual pump

Code

W051501-1.0

1/1

R	Pos.	Code Variant	Q.ty	Description
	1	W510250300	1	Lifting jack
	2	3120385	2	Reducing fitting [RACC. FJ/FGAS 9/16J 1/4"]
	3	W449023	1	
	4	3101039	1	Straight pipe fitting
	5	W470047	1	
	6	W456096	1	
	7	W390503	1	
	8	3101040	1	Straight pipe fitting



051501 -1 - 1

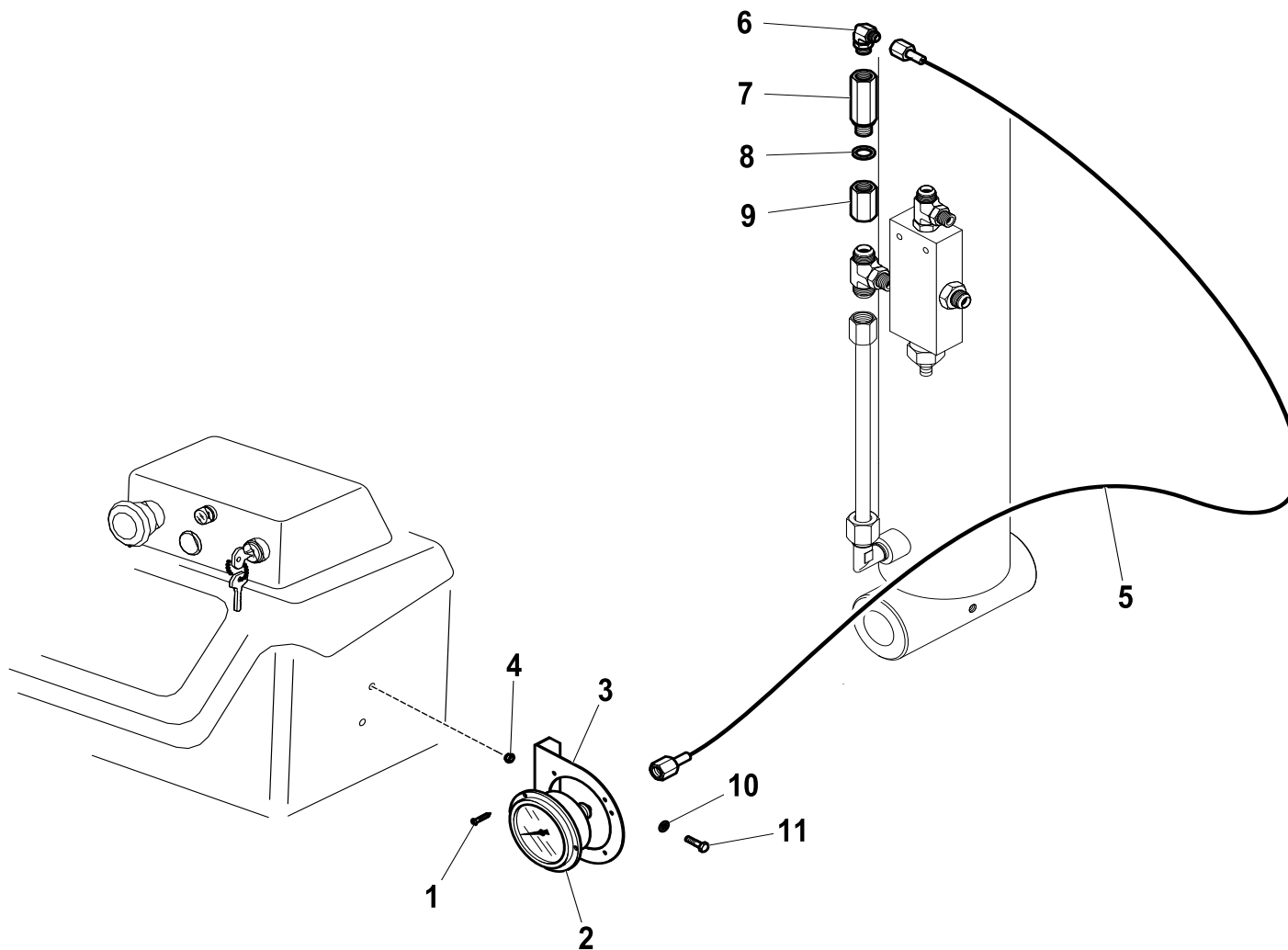
Kit (Pressure gauge)

Code

W510551400-1.0

1/1

R	Pos.	Code Variant	Q.ty	Description
	1	3020950	3	
	2	3180150	1	
	3	5090991	1	
	4	3040081	2	Lock nut
	5	5300090	1	
	6	3101194	1	90° Connection
	7	5220300	1	Hose burst valve (Sleeve)
	8	3060143	1	Sealing washer [BSP 1/4"]
	9	3120385	1	Reducing fitting [RACC. FJ/FGAS 9/16J 1/4"]
	10	3060005	2	Flat washer [D.6.4 UNI 6592 ZC]
	11	3010325	2	Hex screw [M6X16 8.8 ZC UNI 5739]



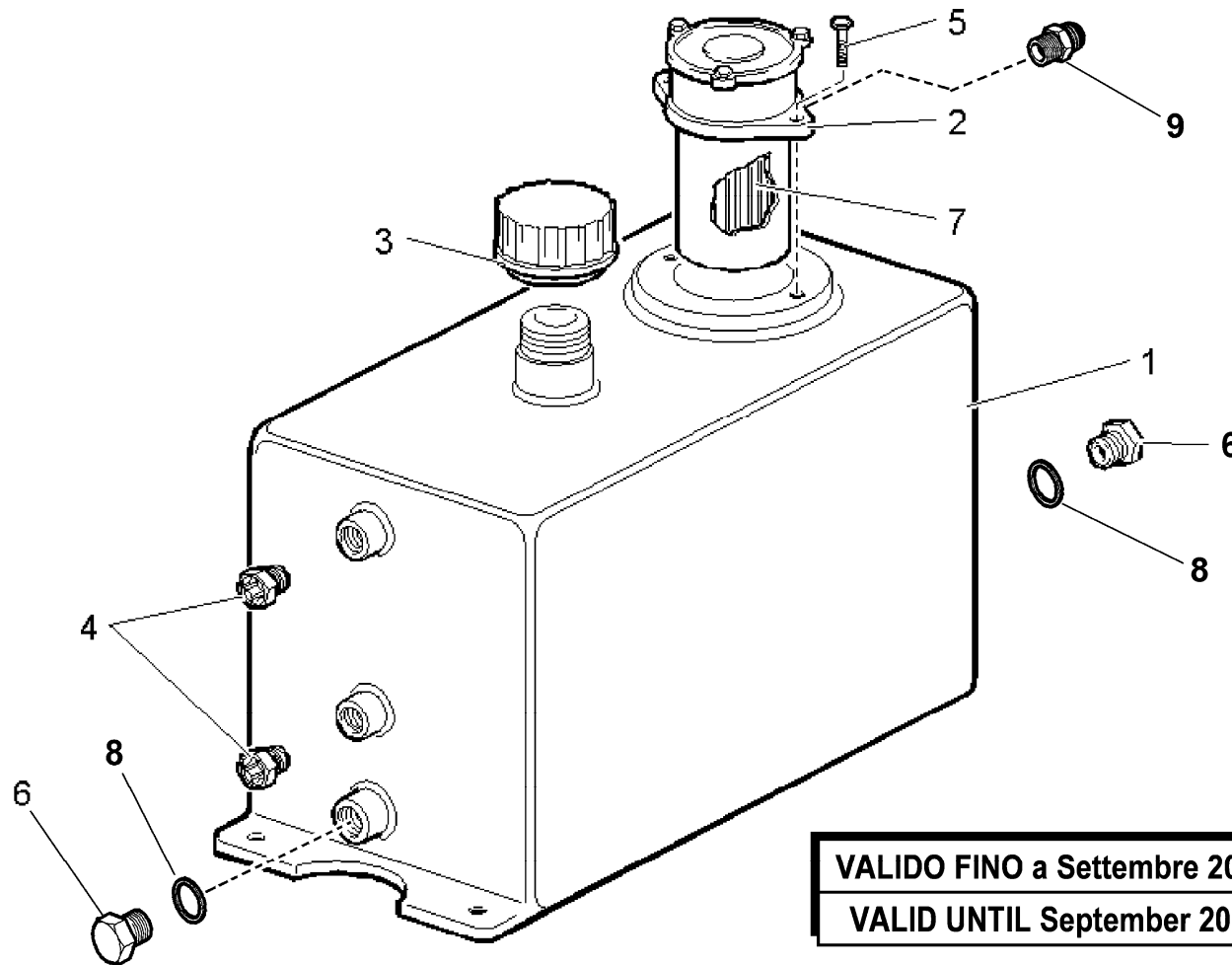
Hydraulic oil tank

Code

W530551000-1.1

1/1

R	Pos.	Code Variant	Q.ty	Description
	1	W438014	1	
	2	W350017	1	
	3	W449009	1	Tank cap (Spill door)
	4	W370005	2	
	5	3010325	2	Hex screw [M6X16 8.8 ZC UNI 5739]
	6	3110065	2	Plug
	7	W350717	1	
	8	3060145	2	Sealing washer [BSP 1/2"]
	9	3101043	1	Straight pipe fitting



VALIDO FINO a Settembre 2010
VALID UNTIL September 2010

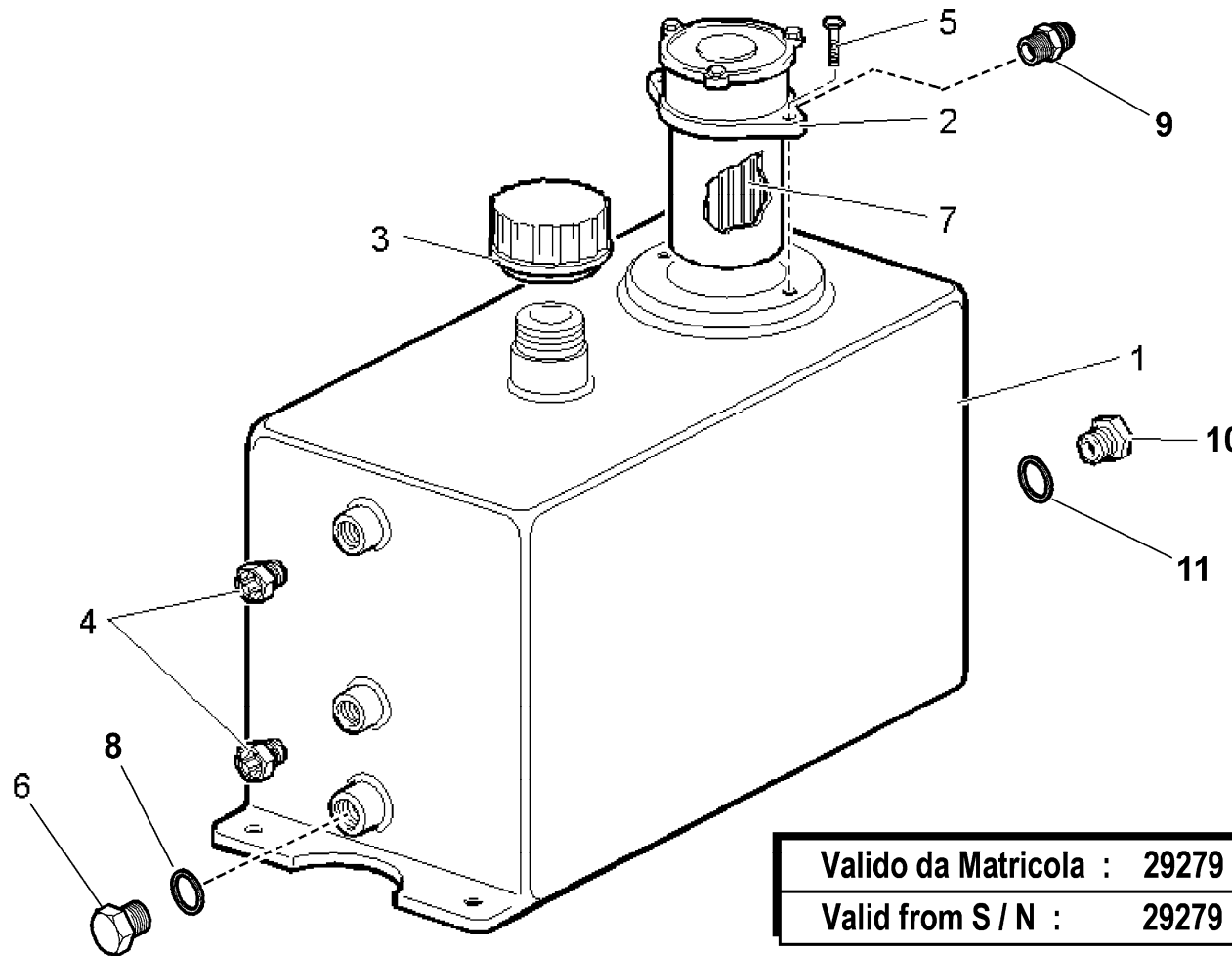
Hydraulic oil tank

Code

W530551000-2.1

1/1

R	Pos.	Code Variant	Q.ty	Description					
	1	W438014	1						
	2	W350017	1						
	3	W449009	1	Tank cap (Spill door)					
	4	W370005	2						
	5	3010325	2	Hex screw [M6X16 8.8 ZC UNI 5739]					
	6	3110065	1	Plug					
	7	W350717	1						
	8	3060145	1	Sealing washer [BSP 1/2"]					
	9	3101043	1	Straight pipe fitting					
	10	3110072	1	Plug		11	3060146	1	Sealing washer [BSP 3/4"]
	11	3060146	1	Sealing washer [BSP 3/4"]					



Valido da Matricola : 29279
Valid from S / N : 29279

Hydraulic oil tank (CE)

Code

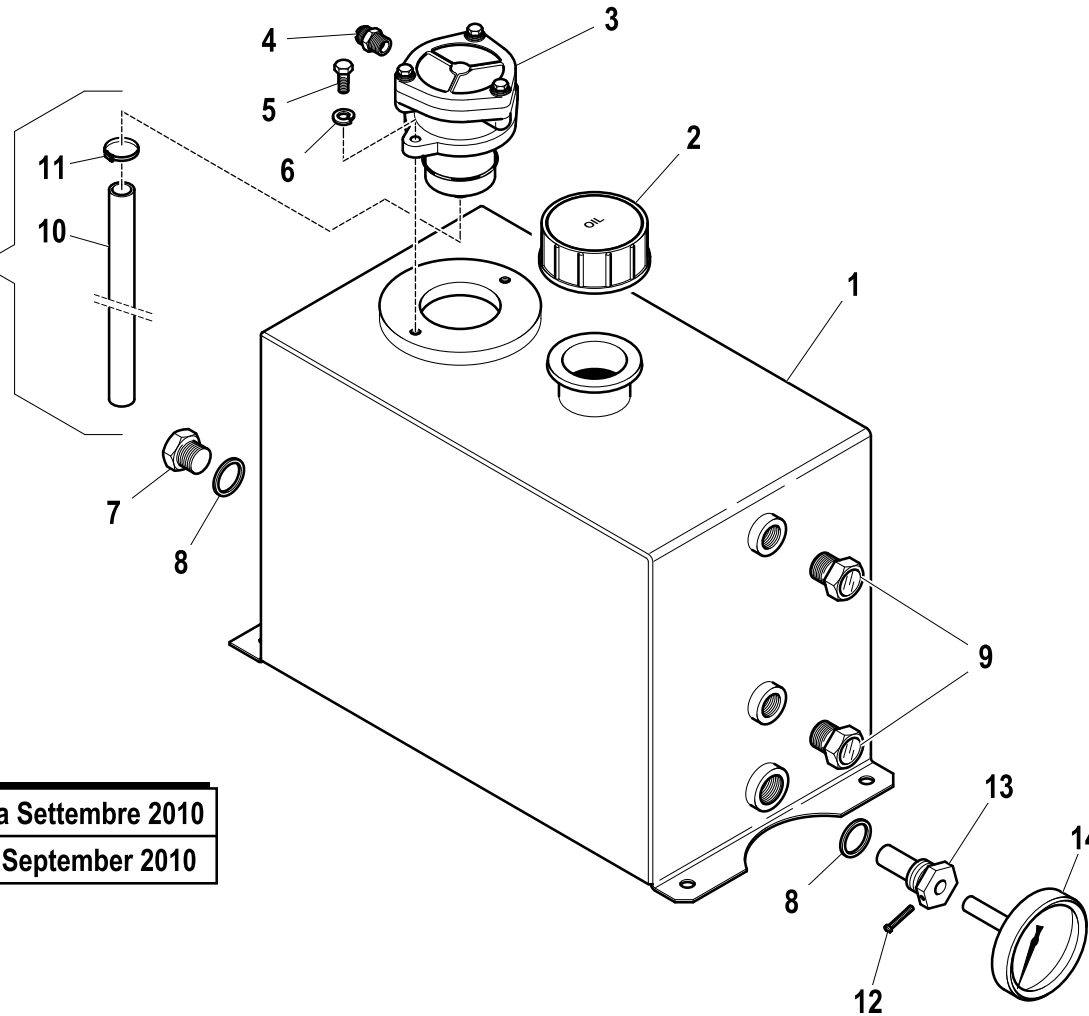
W530551000-1.0

1/1

R	Pos.	Code Variant	Q.ty	Description
	1	W438014	1	
	2	W449009	1	Tank cap (Spill door)
	3	W350017	1	
	4	3101043	1	Straight pipe fitting
	5	3010325	2	Hex screw [M6X16 8.8 ZC UNI 5739]
	6	3060053	2	Split lock washer [D=6.4 C72 ZC]
	7	3110065	1	Plug
	8	3060145	2	Sealing washer [BSP 1/2"]
	9	W370005	2	
	10	5310042	1	
	11	3190009	1	Clamp
	12	3020952	1	
	13	W29500301	1	
	14	3180097	1	

VALIDO DA LUGLIO 2010
VALID FROM JULY 2010

VALIDO FINO a Settembre 2010
VALID UNTIL September 2010



Hydraulic oil tank (CE)

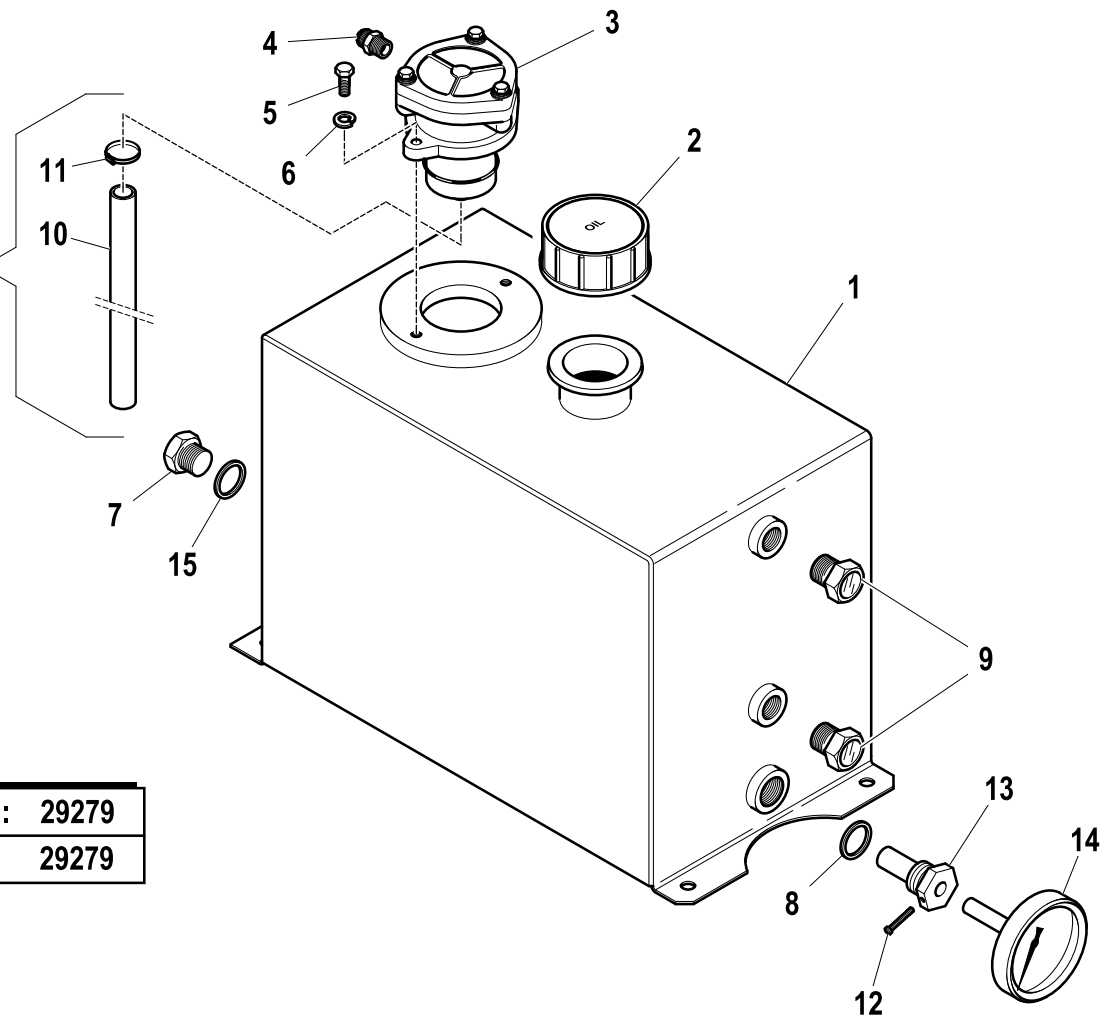
Code

W530551000-2.0

1/1

R	Pos.	Code Variant	Q.ty	Description
	1	W438014	1	
	2	W449009	1	Tank cap (Spill door)
	3	W350017	1	
	4	3101043	1	Straight pipe fitting
	5	3010325	2	Hex screw [M6X16 8.8 ZC UNI 5739]
	6	3060053	2	Split lock washer [D=6.4 C72 ZC]
	7	3110072	1	Plug
	8	3060145	1	Sealing washer [BSP 1/2"]
	9	W370005	2	
	10	5310042	1	
	11	3190009	1	Clamp
	12	3020952	1	
	13	W29500301	1	
	14	3180097	1	
	15	3060146	1	Sealing washer [BSP 3/4"]

VALIDO DA LUGLIO 2010
VALID FROM JULY 2010



Valido da Matricola : 29279
Valid from S / N : 29279

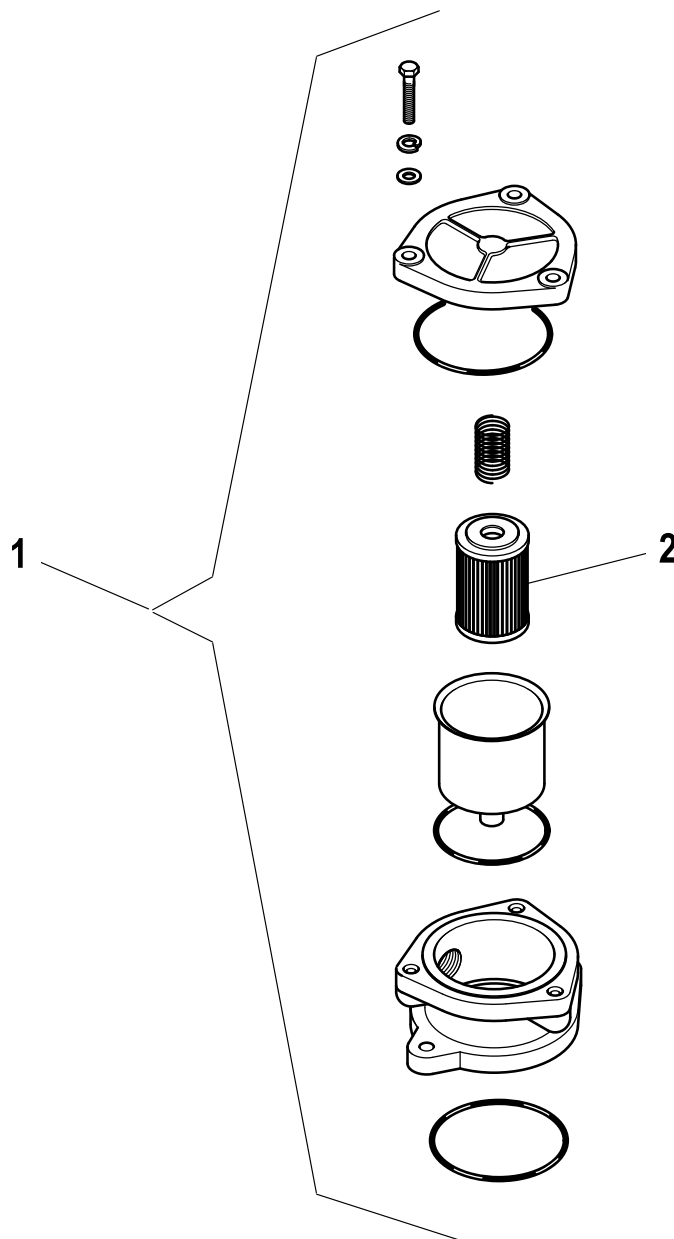
Oil filter

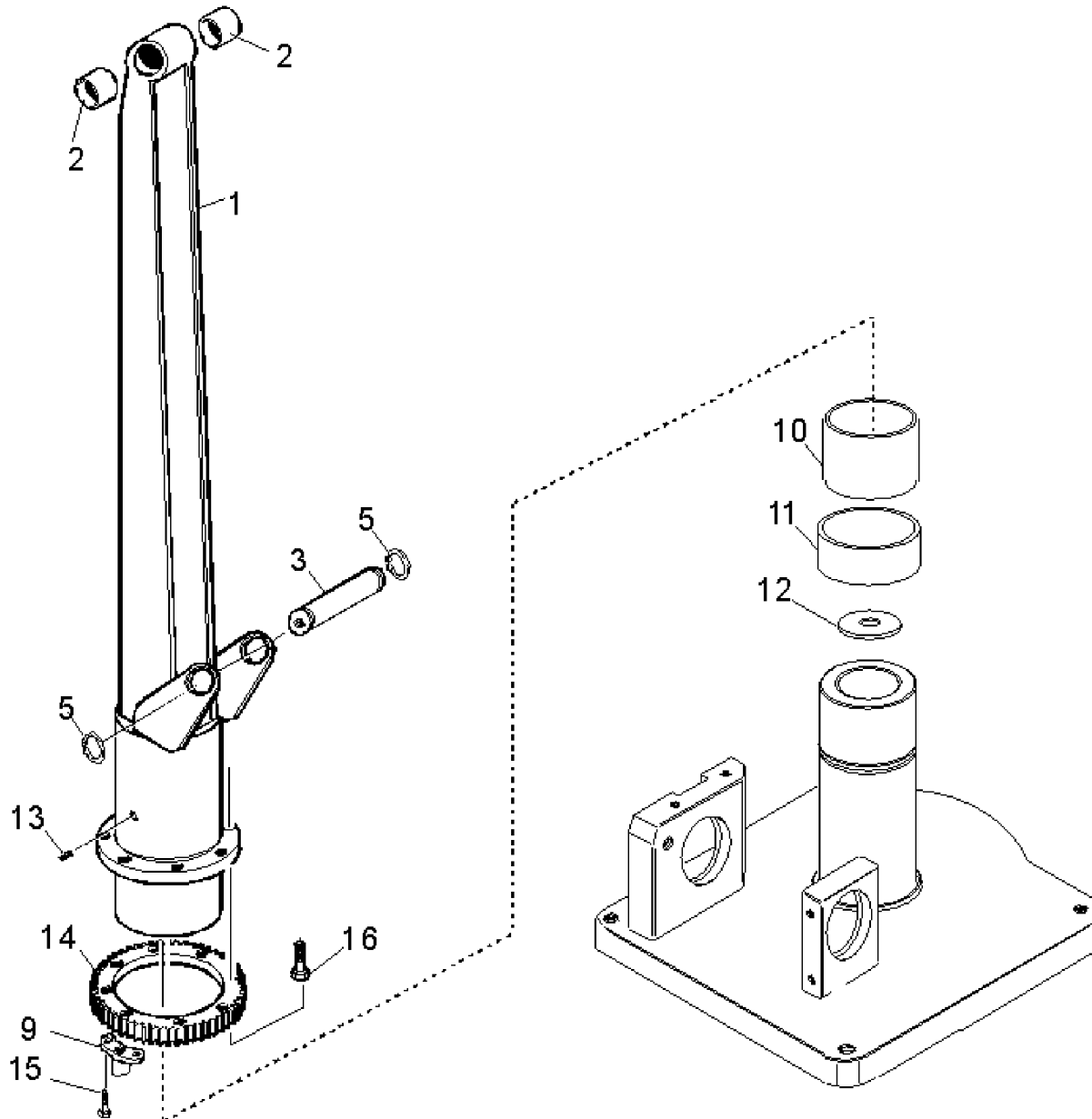
Code

W350017-1.0

1/1

R	Pos.	Code Variant	Q.ty	Description
1		W350017	1	
2		W350717	1	





R	Pos.	Code Variant	Q.ty	Description
	1	W510200700	1	
	2	W102150	2	Bushing [MB3025 DU D.34 d.30 L.25mm]
	3	W101368	1	Pin [Perno "C" D.30 L.94]
	5	3070027	2	Seeger [Seeger x alberi D.30]
	9	W510100700	1	
	10	W102182	1	Bushing [PM8550 DX D.90 d.85 L.50]
	11	W102183	1	Bushing [PM9040 DX D.95 d.90 L.40]
	12	W510200800	1	Thrust bearing ring
	13	3060509	1	Grub screw
	14	W510100200	1	
	15	3020104	2	Socket head cap screw [M12X50 8.8 ZC UNI 5931]
	16	3020094	6	Socket head cap screw [M12X40 8.8 ZC UNI 5931]

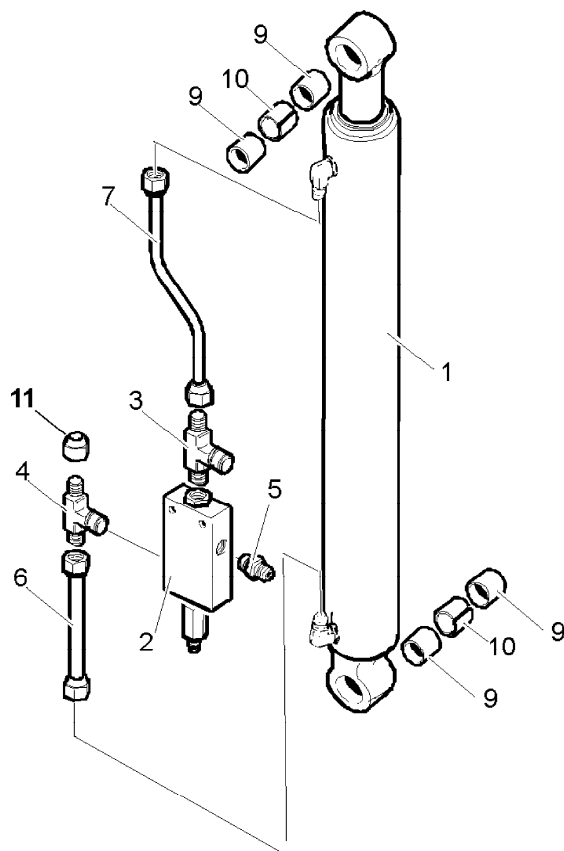
051201-1-0

LIFTING HYDRAULIC CYLINDER (Hydraulic system)

Code

W510250400-1.0

1/1



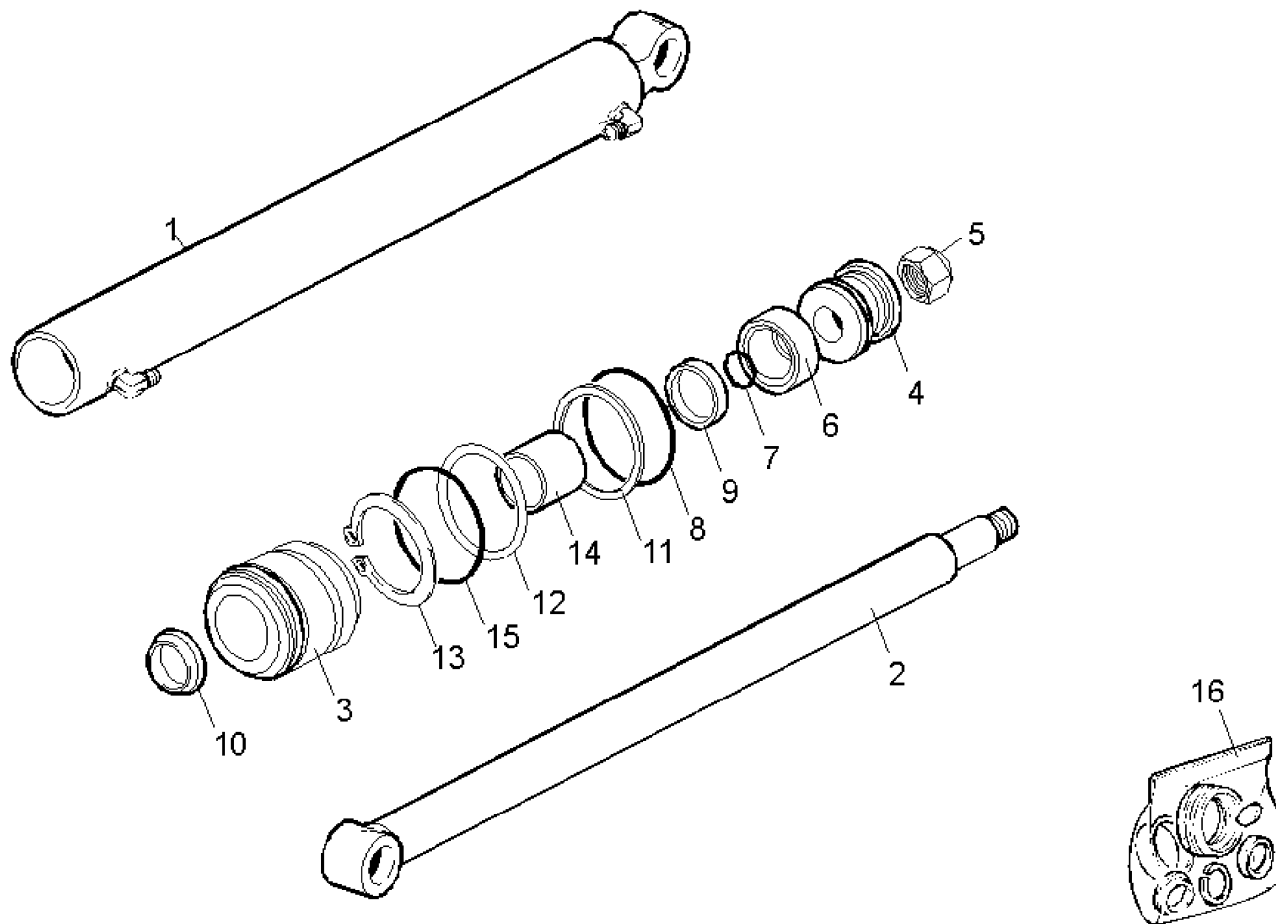
R	Pos.	Code Variant	Q.ty	Description
	1	W510250300	1	Lifting jack
	2	W470003	1	Valve [VALV.VBS0-SE-NBA-38-35-1:3]
	3	3101175	1	Tee fitting
	4	3120317	1	Tee fitting
	5	3101040	2	Straight pipe fitting
	6	W370501500	1	Iron pipe [Tubo FE 10x1.5 zc]
	7	W360501400	1	Iron pipe [Tubo FE 10x1.5 zc]
	9	W102150	4	Bushing [MB3025 DU D.34 d.30 L.25mm]
	10	W360200700	2	Spacer [DIST. D=36 SP=1 L=13 Fe360]
	11	3110040	1	Female plug

LIFTING HYDRAULIC CYLINDER

Code

W510250300-1.0

1/1



R	Pos.	Code Variant	Q.ty	Description
	1	W510201000	1	Cylinder
	2	W510200300	1	Rod unit
	3	W120111	1	Head (Rod)
	4	W105105	1	Piston
	5	3040322	1	Stopnut [M20 8.G basso UNI 7474]
	6	W359016	1	Seal
	7	W360019	1	O-ring joint
	8	W360024	1	O-ring joint
	9	W358030	1	Seal
	10	W361013	1	Seal (Oil seal)
	11	W304015	1	Anti-extrusion ring
	12	3070215	1	Snap ring
	13	3070052	1	Seeger
	14	W102149	1	Bushing
	15	3450075	1	O-ring joint
	16	W365137	1	Seal kit

510250300-1-0

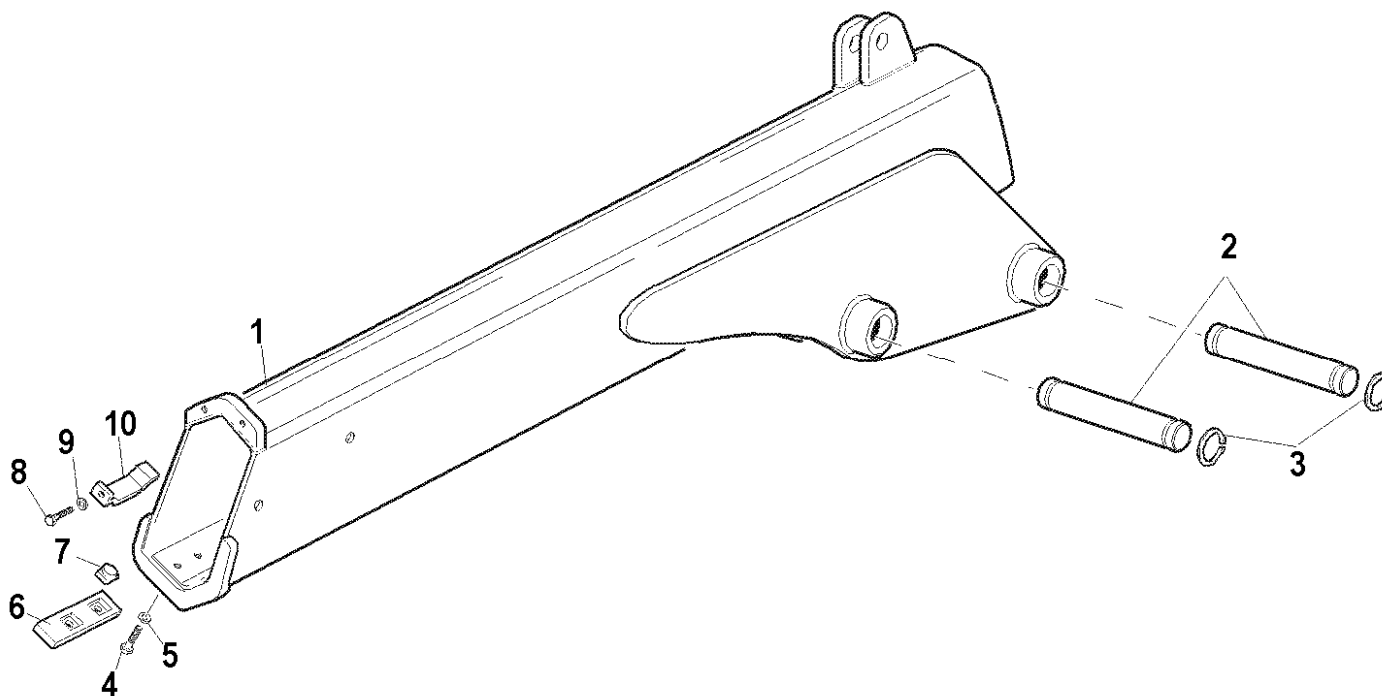
1ST BOOM

Code

W052204-1.0

1/1

R	Pos.	Code Variant	Q.ty	Description
	1	W520202000	1	
	2	W101255	2	
	3	3070211	4	Snap ring
	4	3010055	4	Hex screw [M8X10 8.8 ZC UNI 5739]
	5	3060006	4	Flat washer [D.8 UNI 6592 ZC]
	6	W370300900	2	
	7	W370300800	4	
	8	3010323	2	Hex screw [M6X10 8.8 ZC UNI 5739]
	9	3060005	2	Flat washer [D.6.4 UNI 6592 ZC]
	10	W370300600	2	

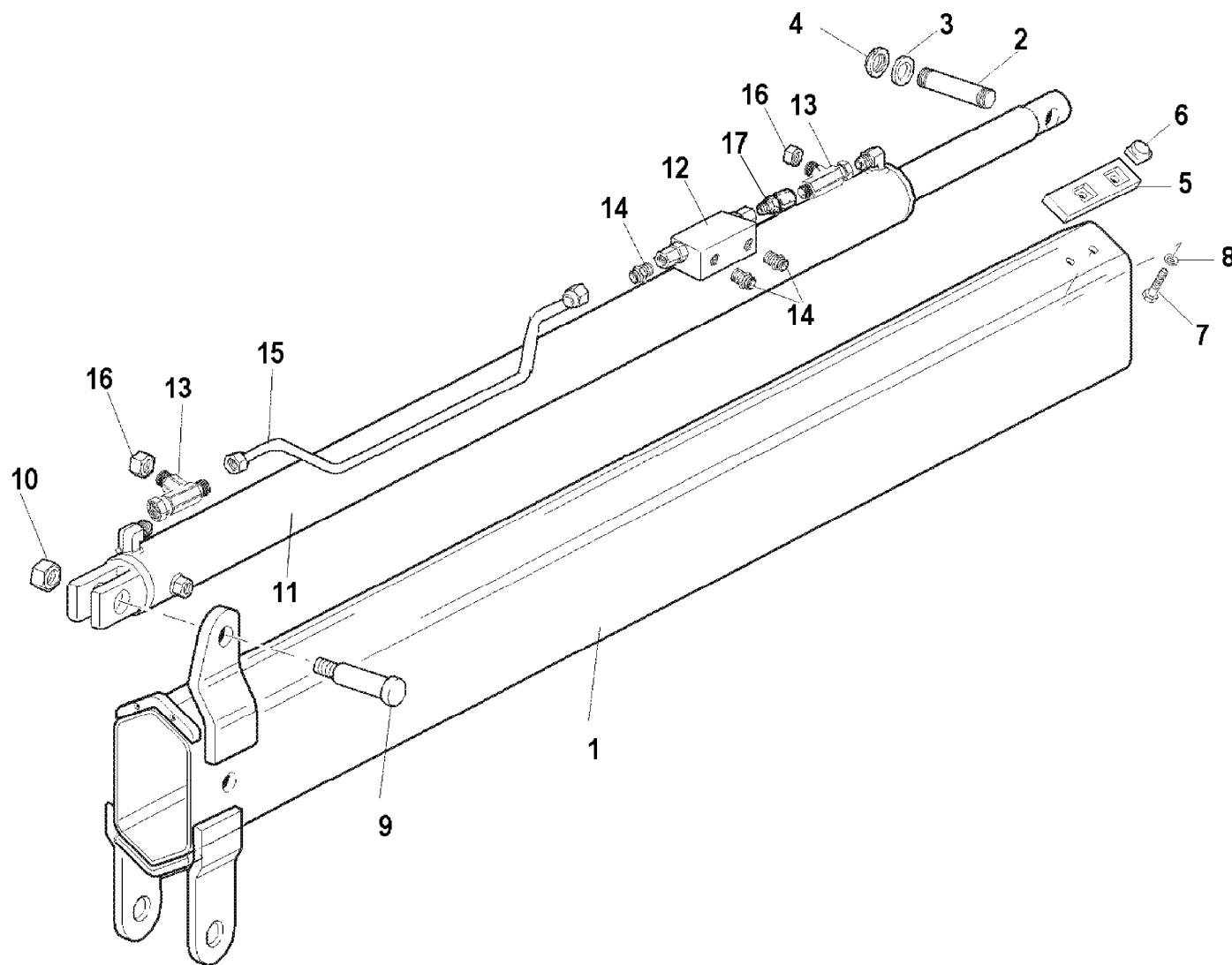


1st EXTENSION

Code

W520251400-1.1

1/1



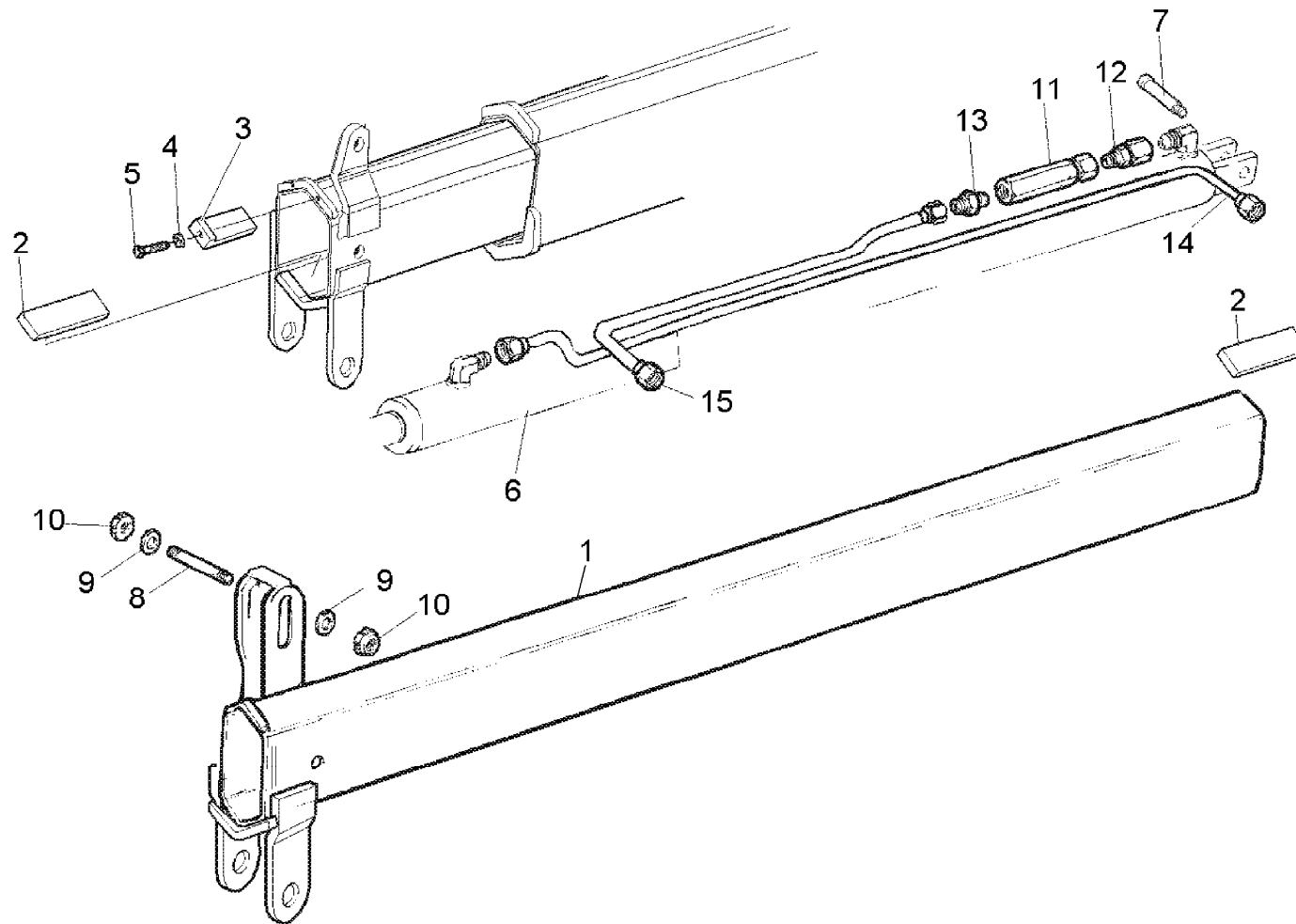
R	Pos.	Code Variant	Q.ty	Description
	1	W520202100	1	
	2	W101218	1	
	3	3060010	2	Flat washer [D.17X30X3 UNI 6592 ZC]
	4	3040498	2	Self-locking ringnut
	5	W370300900	4	
	6	W370300800	8	
	7	3010055	8	Hex screw [M8X10 8.8 ZC UNI 5739]
	8	3060006	8	Flat washer [D.8 UNI 6592 ZC]
	9	W101213	1	
	10	3040318	1	Stopnut
	11	W520250500	1	
	12	W470017	1	
	13	3120003	2	Tee fitting
	14	3101039	3	Straight pipe fitting
	15	W520202700	1	
	16	3110040	2	Female plug
	17	3120064	1	Straight pipe fitting

2nd extension

Code

W520251500-1.1

1/1



R	Pos.	Code Variant	Q.ty	Description
	1	W520202200	1	
	2	W520202500	4	
	3	3060683	2	
	4	3060005	2	Flat washer [D.6.4 UNI 6592 ZC]
	5	3010323	2	Hex screw [M6X10 8.8 ZC UNI 5739]
	6	W520250500	1	
	7	W101213	1	
	8	W101218	1	
	9	3060010	2	Flat washer [D.17X30X3 UNI 6592 ZC]
	10	3040498	2	Self-locking ringnut
	11	W470853	1	
	12	3120065	1	Straight pipe fitting
	13	3101040	1	Straight pipe fitting
	14	W520202800	1	
	15	W520202900	1	

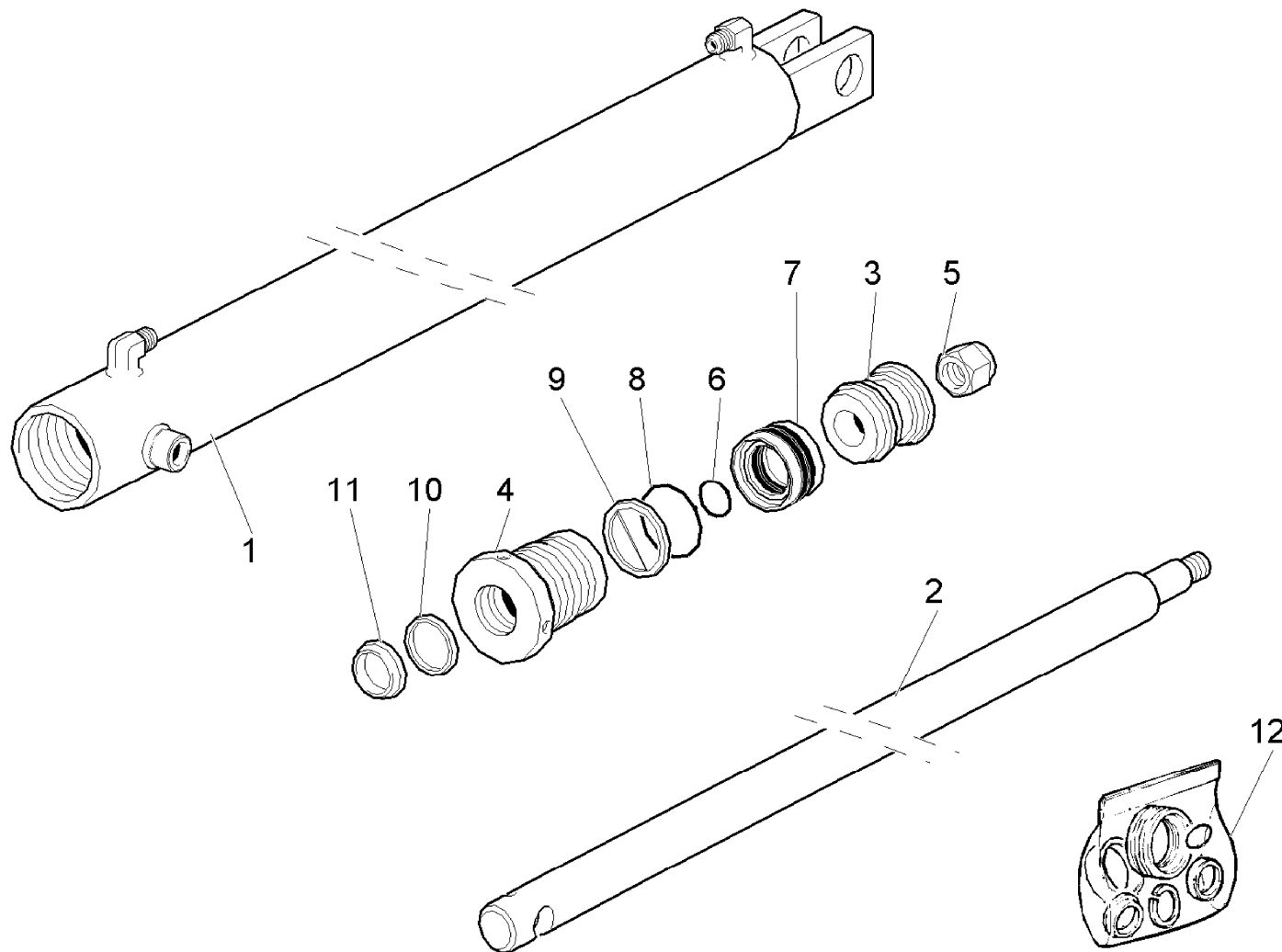
1th and 2nd extension hydraulic cylinder

Code

W520250500-1.1

1/1

R	Pos.	Code Variant	Q.ty	Description
	1	W540201800	1	
	2	W520201900	1	
	3	W105058	1	
	4	W120061	1	
	5	3040306	1	Stopnut
	6	W360070	1	
	7	W359035	1	
	8	W360010	1	
	9	W304004	1	
	10	W358022	1	
	11	W361011	1	
	12	W365064	1	

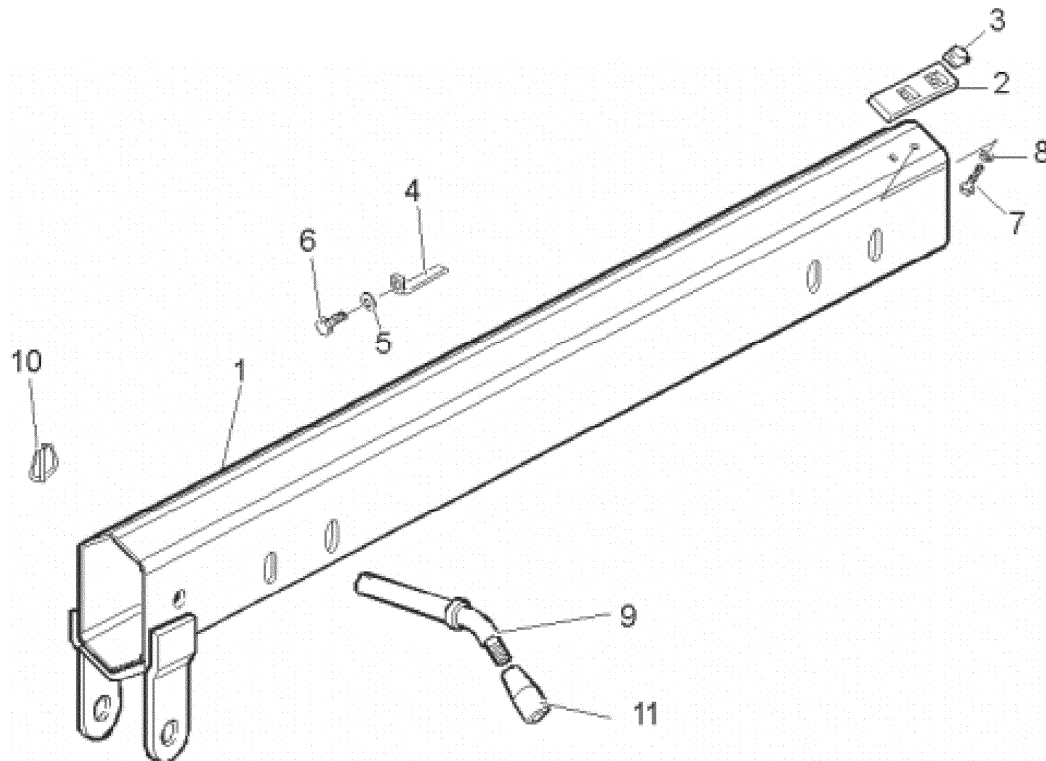


Telescopic element (1st)

Code

W510251000-1.0

1/1



R	Pos.	Code Variant	Q.ty	Description
	1	W510200900	1	
	2	W370300900	2	
	3	W370300800	4	
	4	W510201100	2	
	5	3060005	2	Flat washer [D.6.4 UNI 6592 ZC]
	6	3010323	2	Hex screw [M6X10 8.8 ZC UNI 5739]
	7	3010055	4	Hex screw [M8X10 8.8 ZC UNI 5739]
	8	3060006	4	Flat washer [D.8 UNI 6592 ZC]
	9	W101046	1	
	10	3060753	1	Cotter pin (Locking ring)
	11	W664003	1	

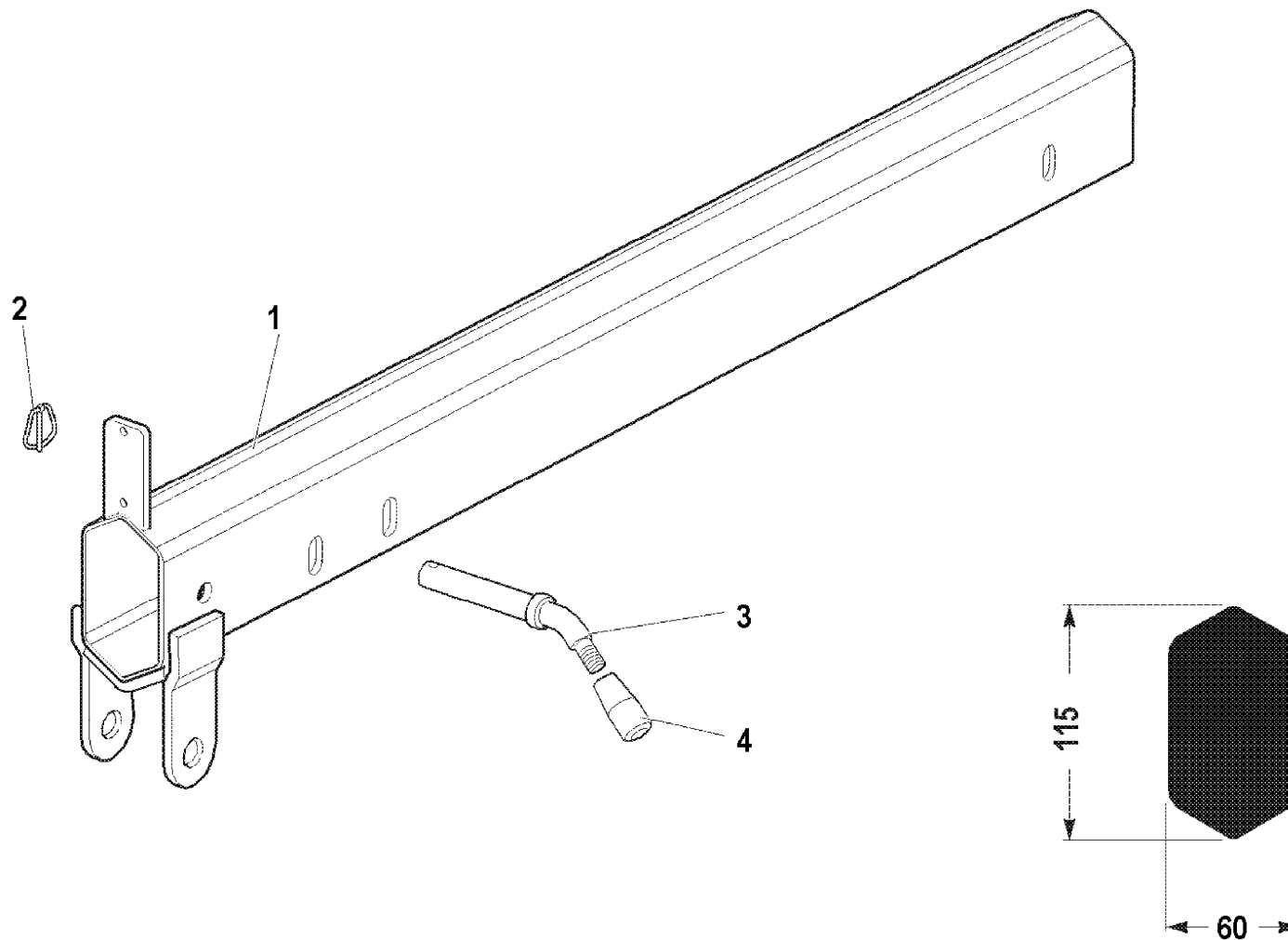
Manual extension

Code

W520251600-1.0

1/1

R	Pos.	Code Variant	Q.ty	Description
1		W520202400	1	
2		3060753	1	Cotter pin (Locking ring)
3		W101324	1	
4		W664003	1	



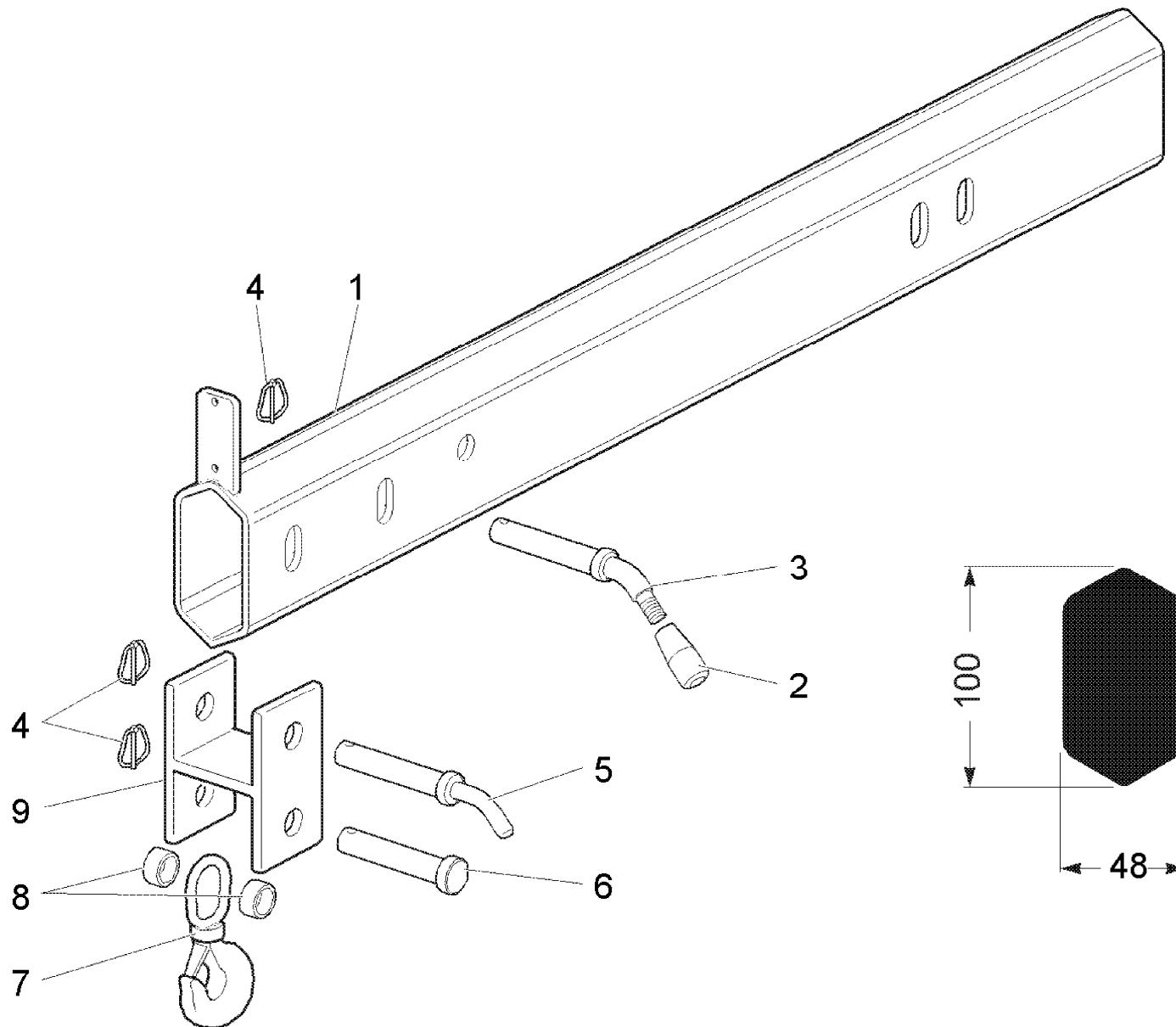
Manual extension

Code

W520251700-1.0

1/1

R	Pos.	Code Variant	Q.ty	Description
	1	W520202300	1	
	2	W664003	1	
	3	W101046	1	
	4	3060753	3	Cotter pin (Locking ring)
	5	W101324	1	
	6	W101080	1	
	7	W599001	1	
	8	W130302900	2	
	9	W520201600	1	



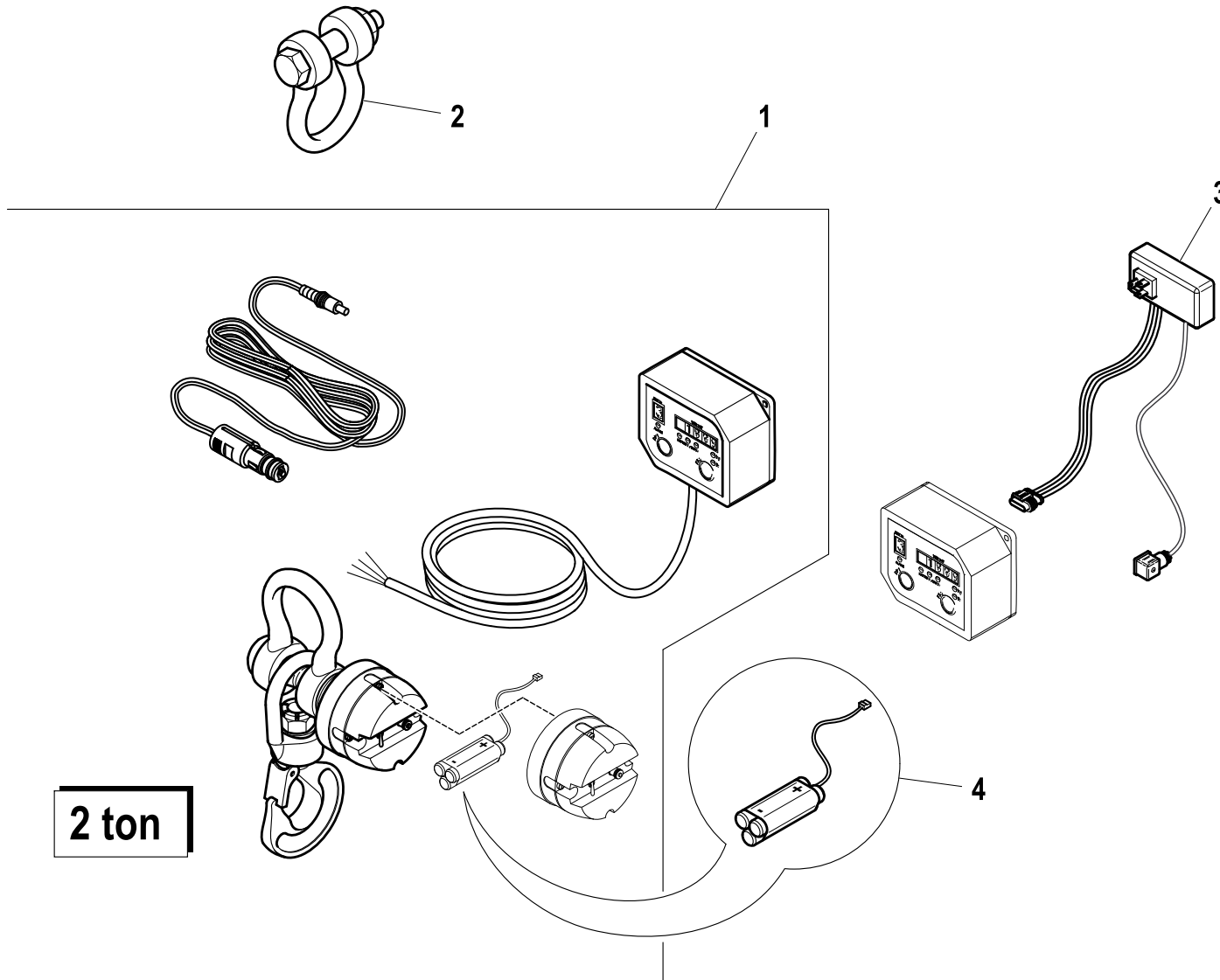
LOAD INDICATION SYSTEM (LIS/RLC)

Code

7881824-1.0

1/1

R	Pos.	Code Variant	Q.ty	Description
	1	5730506	1	
	2	3200050	1	Shackles
	3	W236510	1	
	4	3311542	1	



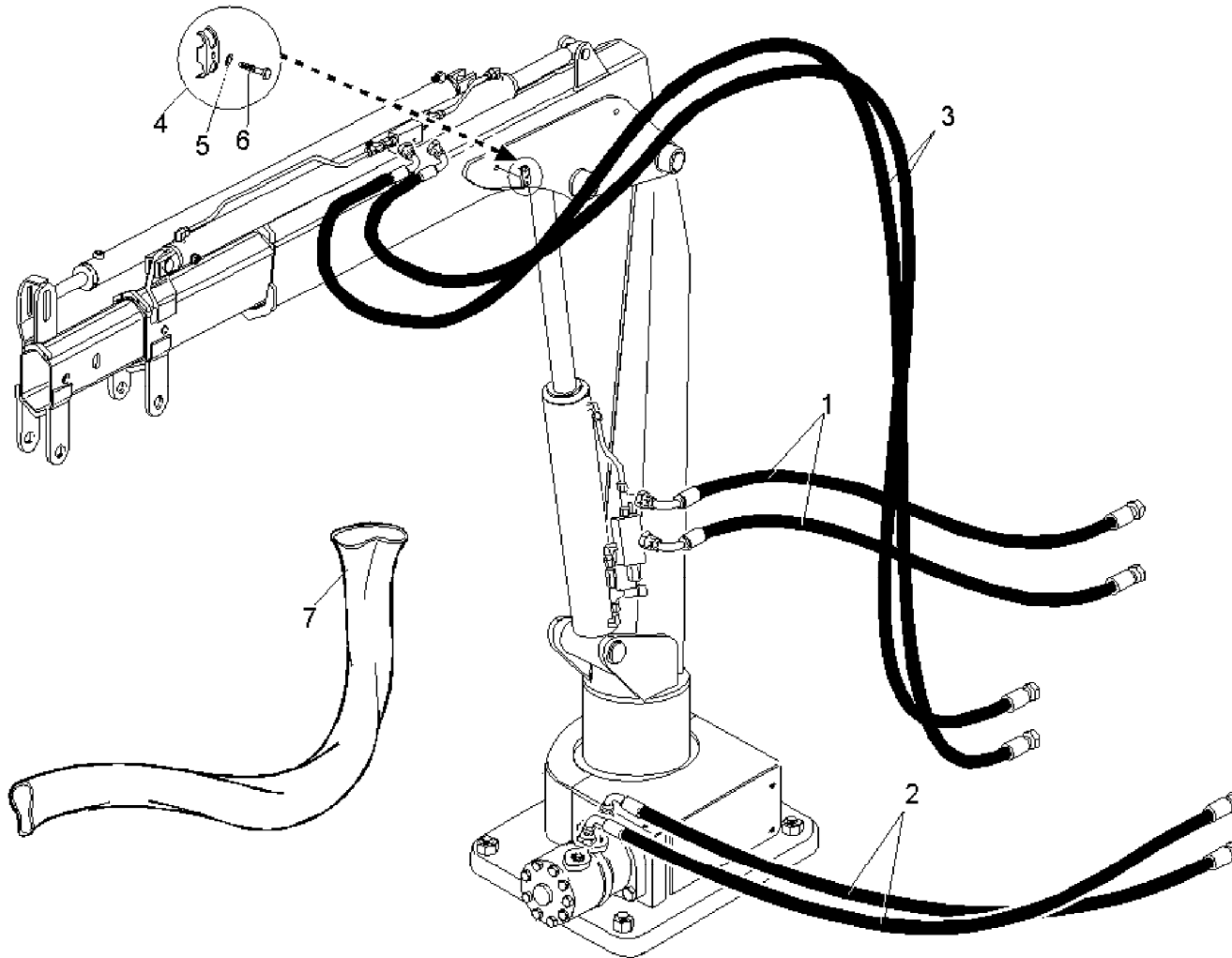
2 ton

Set of hoses

Code

W444252-1.0

1/1



R	Pos.	Code Variant	Q.ty	Description
	1	5260774	2	Flexible hose
	2	5260773	2	Flexible hose
	3	5260775	2	Flexible hose
	4	5000047	5	
	5	3060101	5	Tooth lock washer [D.6 TIPO A]
	6	3010016	5	Hex screw [M6X30 8.8 ZC UNI 5737]
	7	3190198	2,7m	

444252-1-0

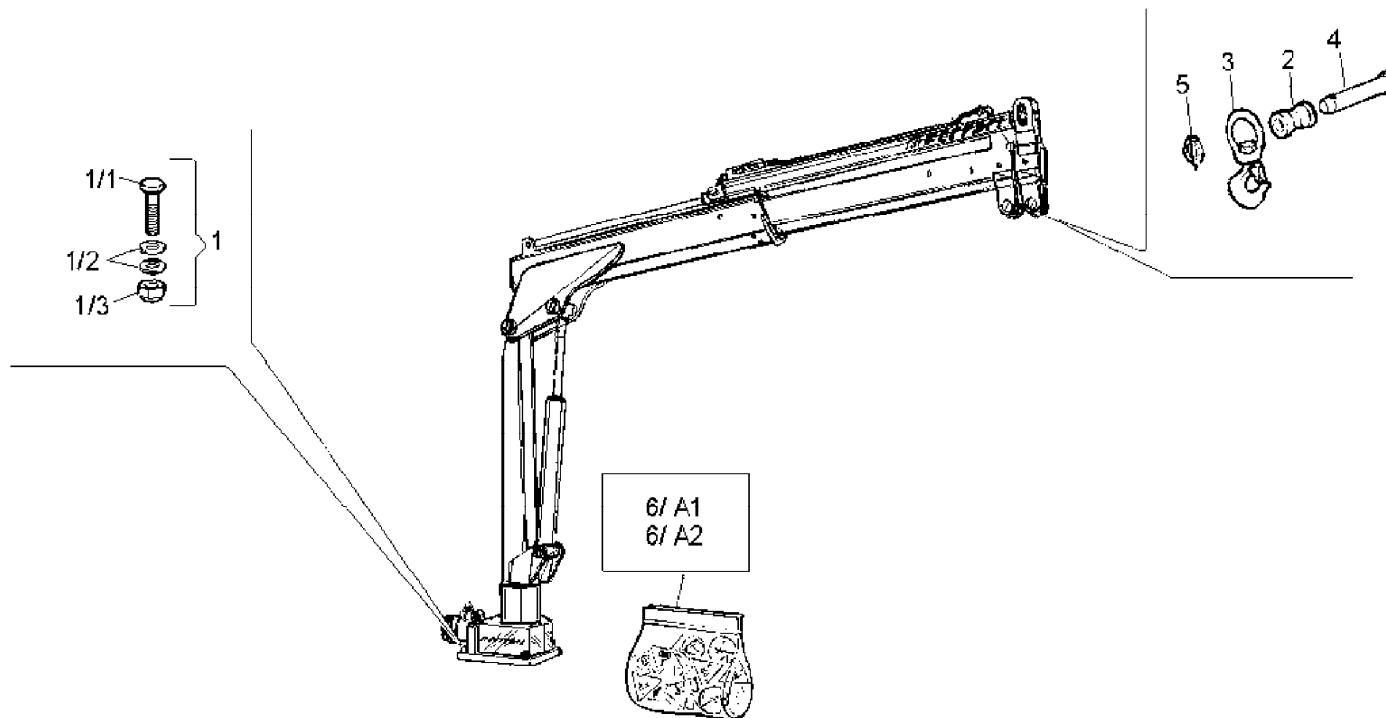
Completion parts

Code

W051001-1.0

1/1

R	Pos.	Code Variant	Q.ty	Description
	1	W520050100	1	
	1.1	3010481	4	Hex screw [M20x70 10.9 ZC UNI 5738]
	1.2	3060012	8	Flat washer [D.21X37X3 UNI 6592 ZC]
	1.3	3040379	4	Stopnut
	2	W170304700	1	
	3	W599002	1	
	4	W101151	1	
	5	3060753	1	Cotter pin (Locking ring)
	6A1	W572224	1	
	6A2	W572225	1	



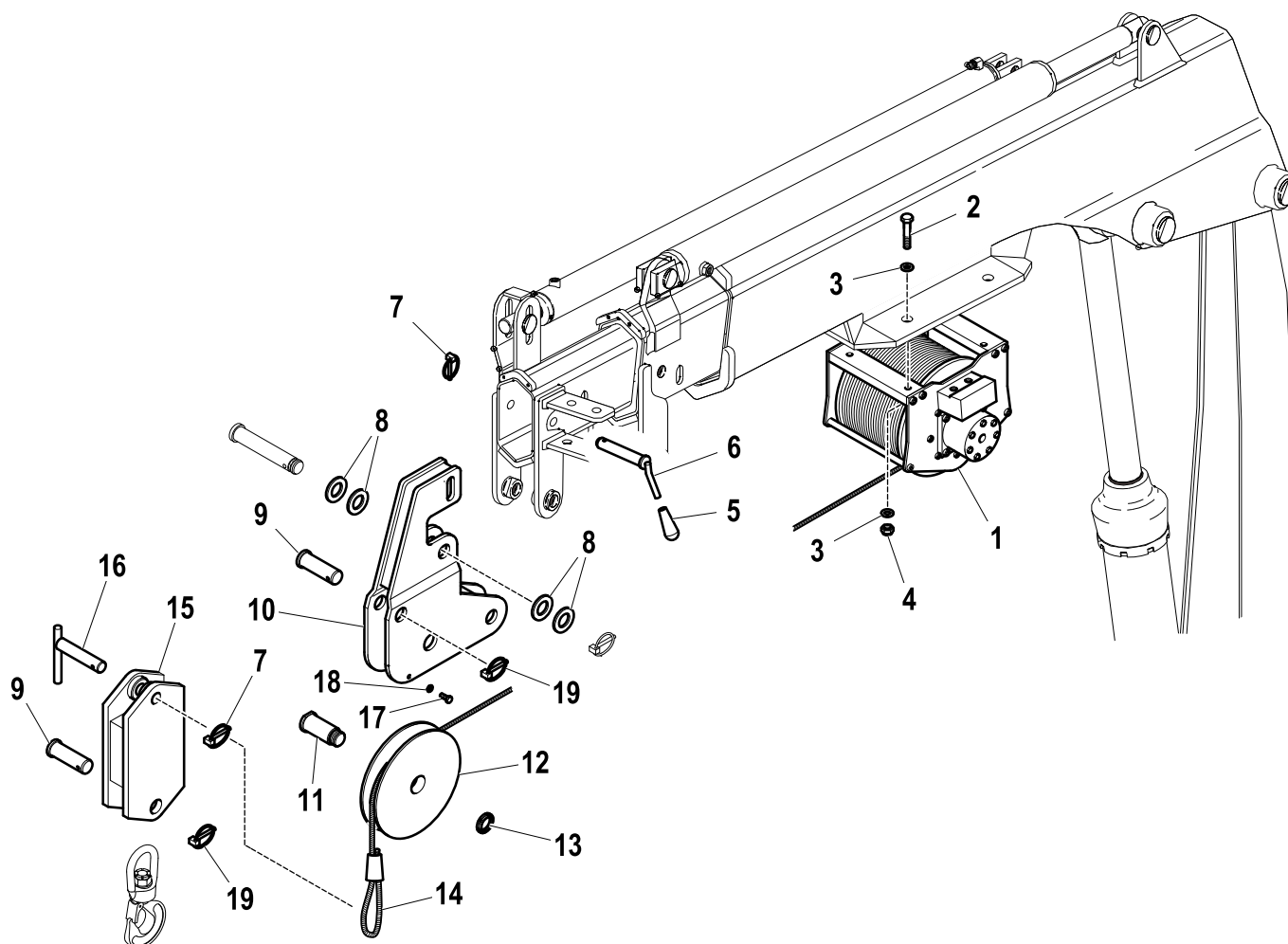
WINCH KIT

Code

7834258-1.0

1/1

R	Pos.	Code Variant	Q.ty	Description
	1	5720063	1	
	2	3010415	4	Hex screw [M10X55 8.8 ZC UNI 5737]
	3	3060914	8	Flat washer [D.10.5X21X2 UNI 6592 ZC]
	4	3040326	4	Stopnut
	5	W664003	1	
	6	W101324	1	
	7	3060753	2	Cotter pin (Locking ring)
	8	3060014	4	Flat washer [D.25X44X4 UNI 6592 ZC]
	9	W101163	2	
	10	W530500500	1	
	11	W101169	1	
	12	W317004	1	
	13	3040502	1	Self-locking ringnut [M25X1.5 NORMALE ZC]
	14	5730010	mt27	
	15	W380502700	1	
	16	W101350	1	
	17	3010325	2	Hex screw [M6X16 8.8 ZC UNI 5739]
	18	3040081	2	Lock nut
	19	3060757	2	

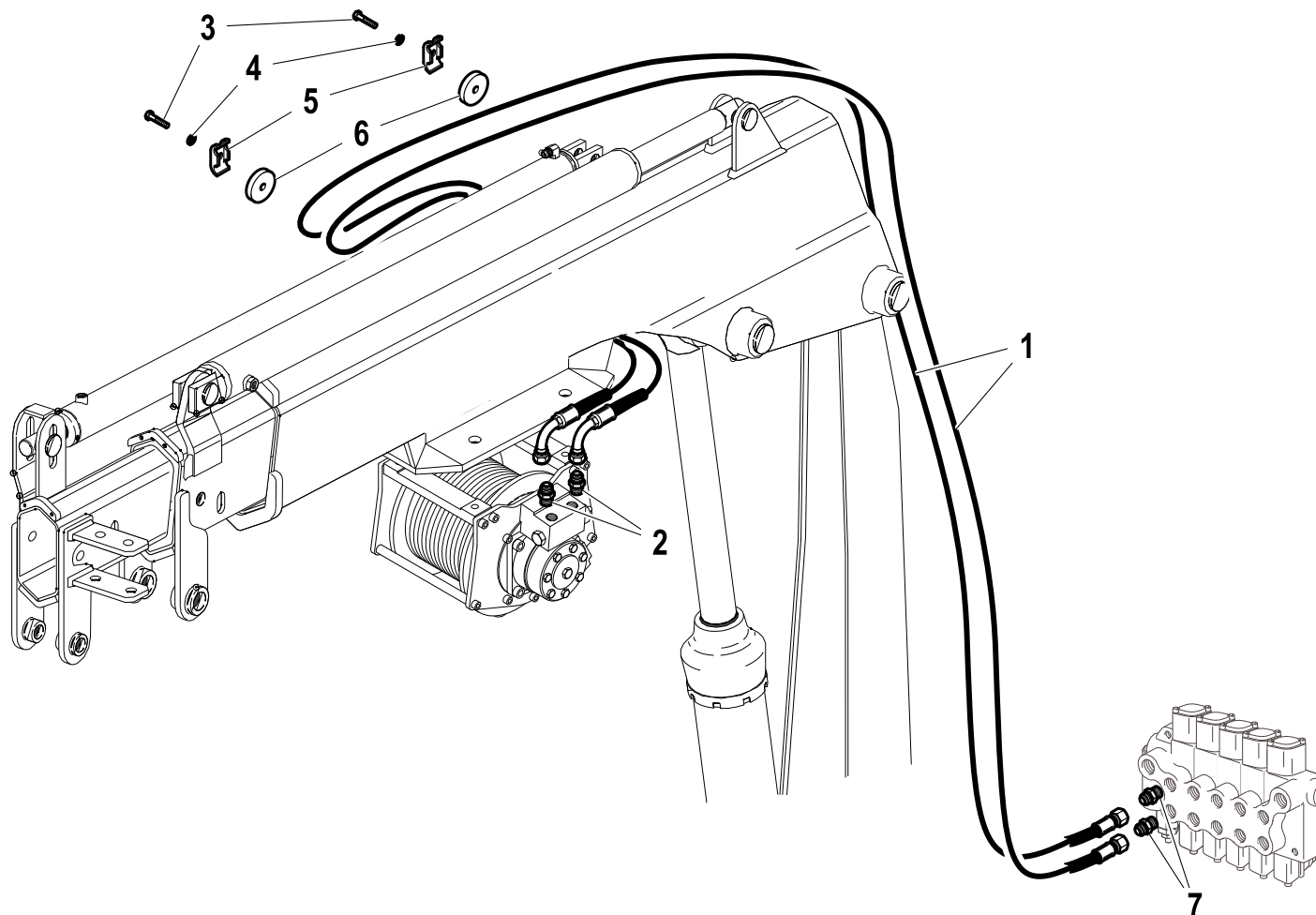


ACTUATION FOR WINCH

Code

7834258-2.0

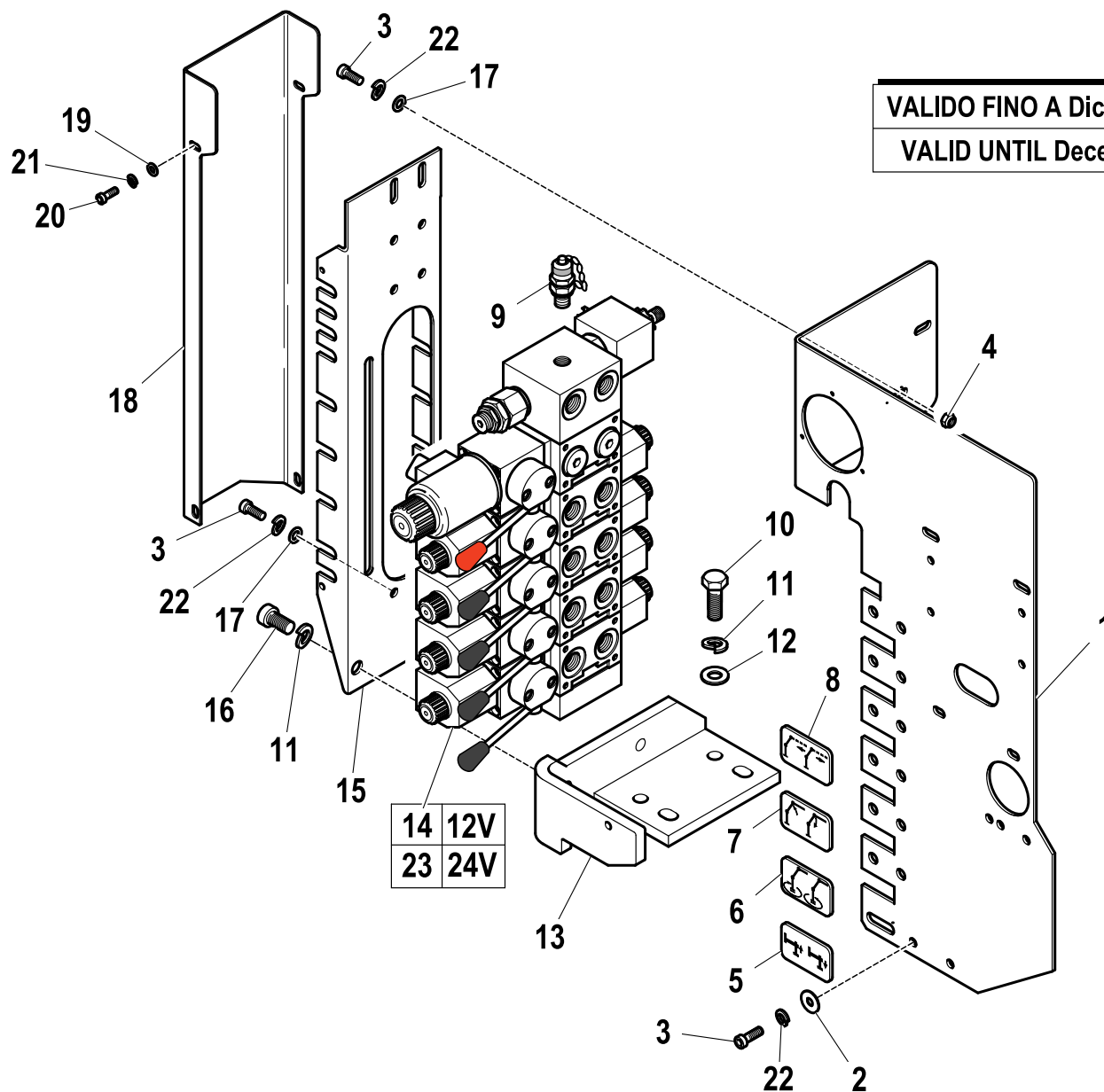
1/1



R	Pos.	Code Variant	Q.ty	Description
	1	5260775	2	Flexible hose
	2	3101042	2	Straight pipe fitting
	3	3010030	2	Hex screw [M8X35 8.8 ZC UNI 5737]
	4	3060006	2	Flat washer [D.8 UNI 6592 ZC]
	5	5000077	2	
	6	W340501400	2	
	7	3101039	2	Straight pipe fitting



HA10 X



VALIDO FINO A Dicembre 2010
VALID UNTIL December 2010

R	Pos.	Code Variant	Q.ty	Description
	1	5091139	1	
	2	3060030	1	Flat washer [D.6.6X18 UNI 6593 ZC]
	3	3020034	7	Socketed head cap screw [M6X16 8.8 ZC UNI 5931]
	4	3040372	2	Stopnut
	5	W573278	1	
	6	W573412	1	
	7	W573415	1	
	8	W573303	1	
	9	3111523	1	Pipe fitting (Tapping point) [RACC. MILITES 16X2-1/4"G]
	10	3010355	2	Hex screw [M10X25 8.8 ZC IF UNI 5739]
	11	3060056	4	Split lock washer [D=10 C72 ZC]
	12	3060914	4	Flat washer [D.10.5X21X2 UNI 6592 ZC]
	13	5091056	1	Support (Casing)
	14	5220416	1	
	15	5091138	1	
	16	3020080	2	Socketed head cap screw [M10X16 12.9 ZC UNI 5931]
	17	3060005	6	Flat washer [D.6.4 UNI 6592 ZC]
	18	5091140	1	
	19	3060004	4	Flat washer [D.5 UNI 6592 ZC]
	20	3020021	4	Socketed head cap screw [M5X12X0.8 8.8 ZC UNI 5931]

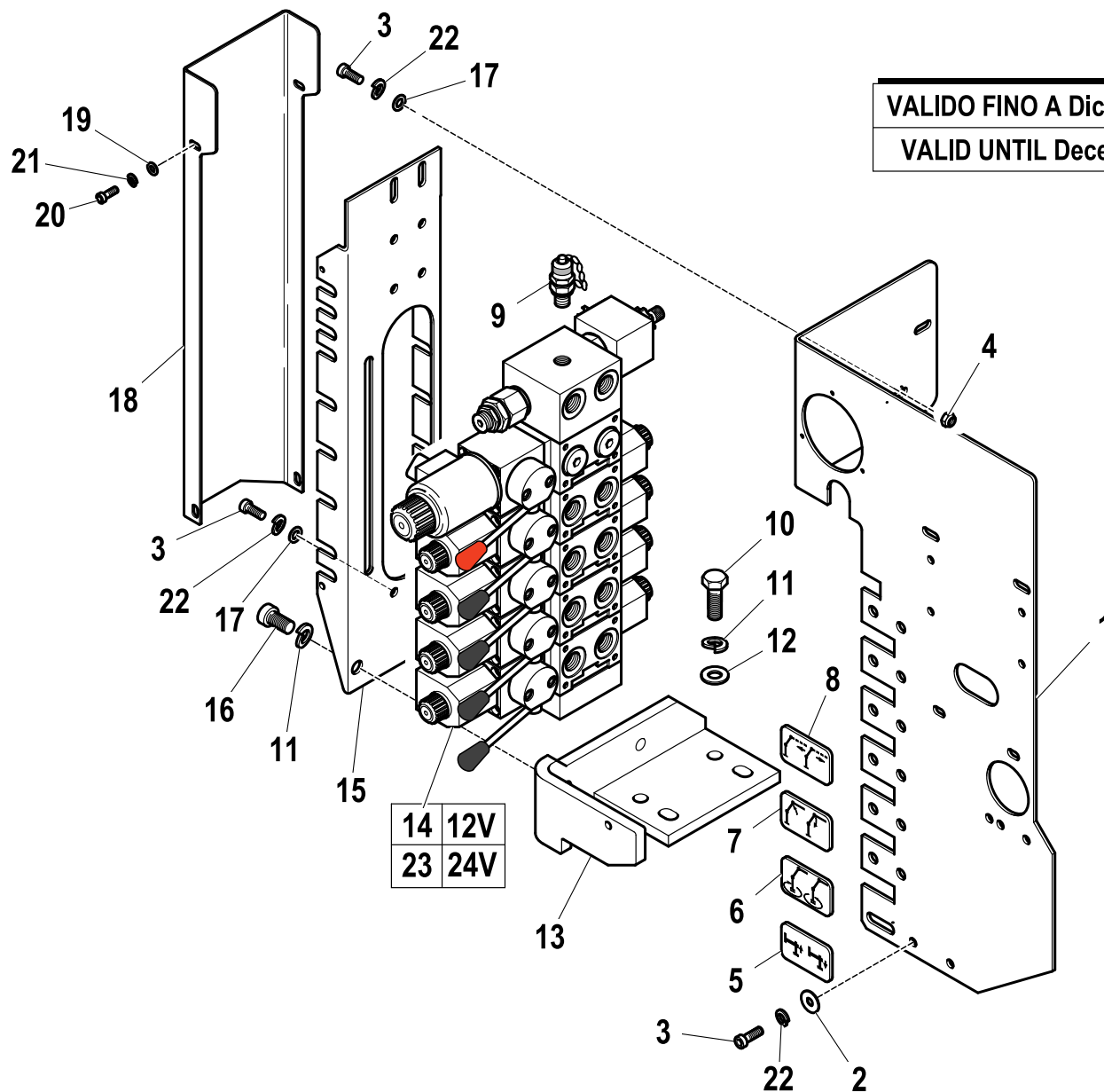
CONTROLS

Code

5400483-1.0

2/2

R	Pos.	Code Variant	Q.ty	Description
	21	3060052	4	Split lock washer [D=5.5 C72 ZC]
	22	3060053	4	Split lock washer [D=6.4 C72 ZC]
	23	5220431	1	



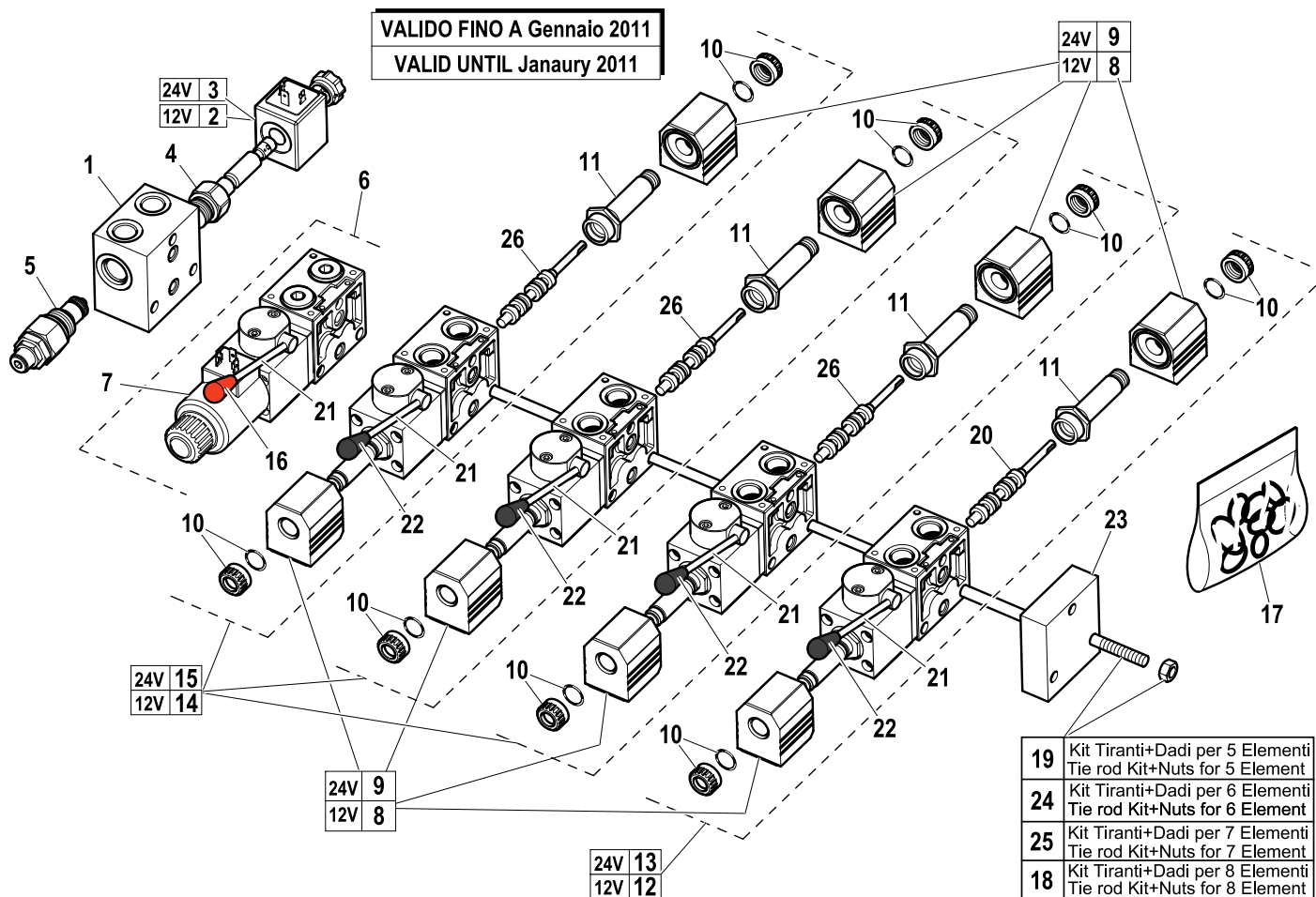
VALIDO FINO A Dicembre 2010
VALID UNTIL December 2010

Control valve (4 section)

Code

5220416-1.0

1/2



R	Pos.	Code Variant	Q.ty	Description
	1	5225719	1	
	2	3310906	1	
	3	3310904	1	
	4	5220569	1	
	5	5225842	1	
	6	5225846	1	
	7	3310903	1	
	8	3310907	8	
	9	3310905	8	
	10	5225721	8	
	11	5225768	8	
	12	5225755	1	
	13	5225760	1	
	14	5225724	3	
	15	5225757	3	
	16	5225818	1	
	17	5225733	1	
	18	5225732	1	
	19	5225843	1	
	20	5225715	1	

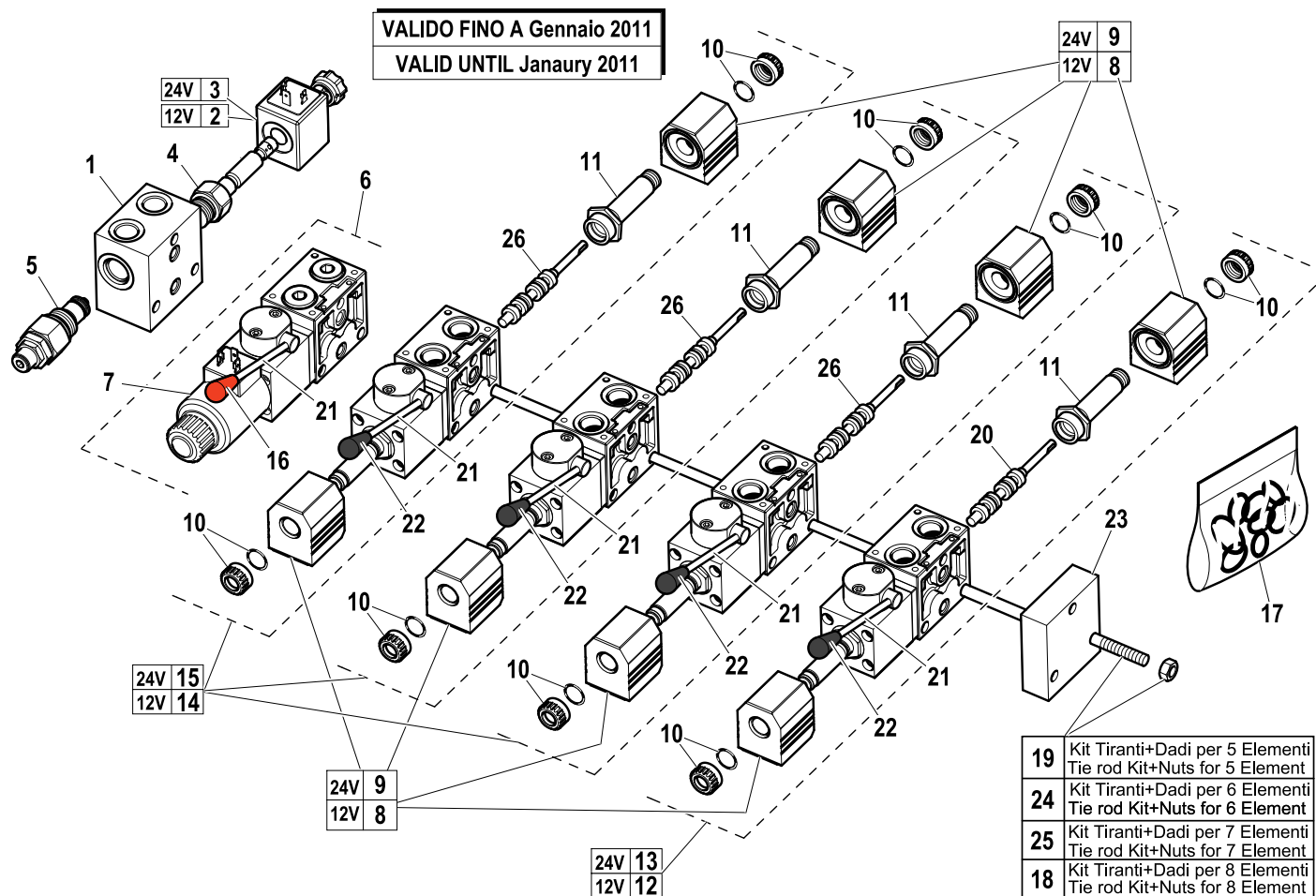
Control valve (4 section)

Code

5220416-1.0

2/2

R	Pos.	Code Variant	Q.ty	Description
	21	5225722	5	Control lever
	22	5225723	4	
	23	5225727	1	
	24	5225730	1	
	25	5225731	1	
	26	5225716	3	

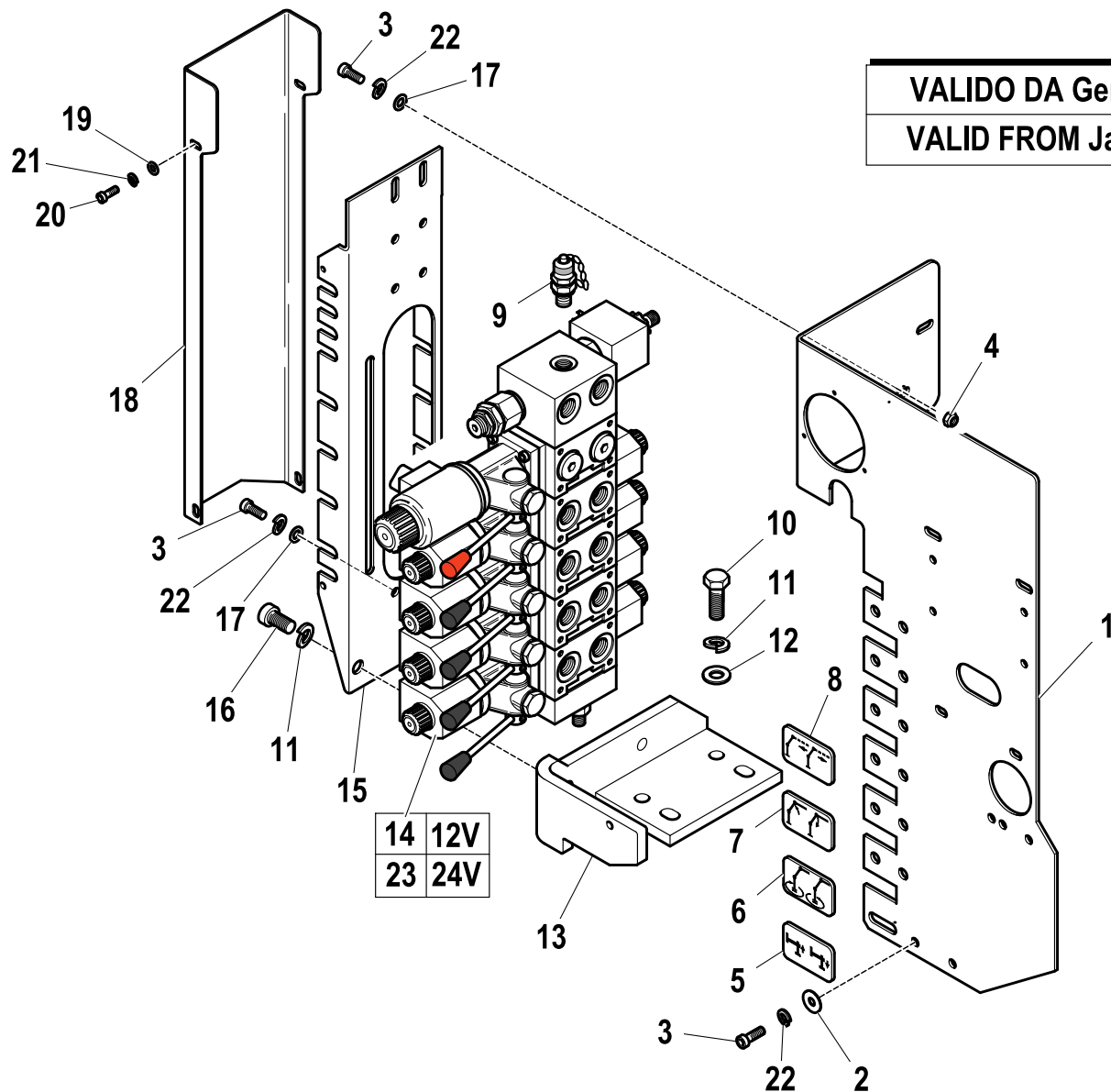


CONTROLS

Code

5400483-2.0

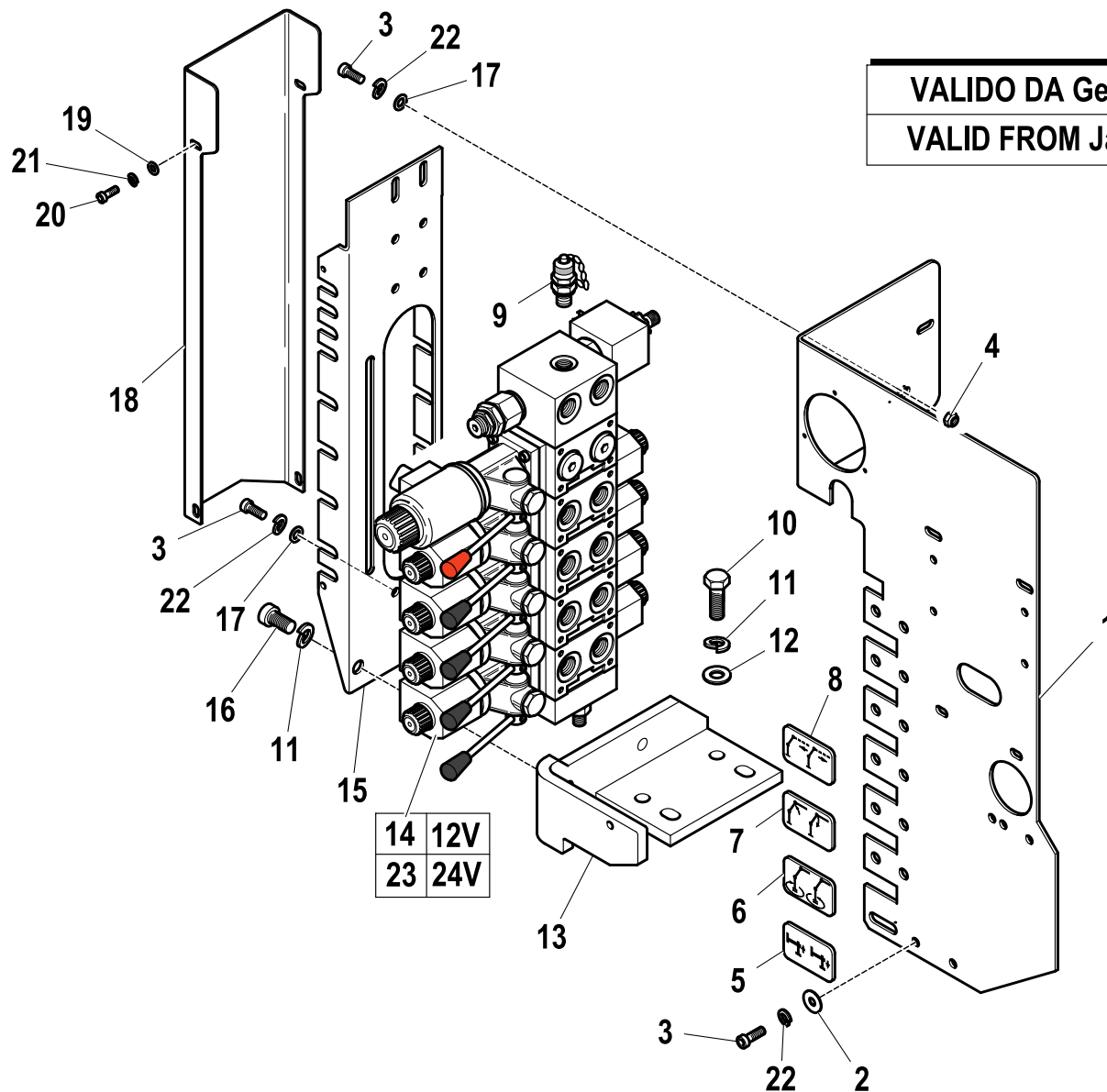
1/2



VALIDO DA Gennaio 2011
VALID FROM January 2011

R	Pos.	Code Variant	Q.ty	Description
	1	5091139	1	
	2	3060030	1	Flat washer [D.6.6X18 UNI 6593 ZC]
	3	3020034	7	Socketed head cap screw [M6X16 8.8 ZC UNI 5931]
	4	3040372	2	Stopnut
	5	W573278	1	
	6	W573412	1	
	7	W573415	1	
	8	W573303	1	
	9	3111523	1	Pipe fitting (Tapping point) [RACC. MILITES 16X2-1/4"G]
	10	3010355	2	Hex screw [M10X25 8.8 ZC IF UNI 5739]
	11	3060056	4	Split lock washer [D=10 C72 ZC]
	12	3060914	4	Flat washer [D.10.5X21X2 UNI 6592 ZC]
	13	5091056	1	Support (Casing)
	14	5220416	1	
	15	5091138	1	
	16	3020080	2	Socketed head cap screw [M10X16 12.9 ZC UNI 5931]
	17	3060005	6	Flat washer [D.6.4 UNI 6592 ZC]
	18	5091140	1	
	19	3060004	4	Flat washer [D.5 UNI 6592 ZC]
	20	3020021	4	Socketed head cap screw [M5X12X0.8 8.8 ZC UNI 5931]

R	Pos.	Code Variant	Q.ty	Description
	21	3060052	4	Split lock washer [D=5.5 C72 ZC]
	22	3060053	4	Split lock washer [D=6.4 C72 ZC]
	23	5220431	1	



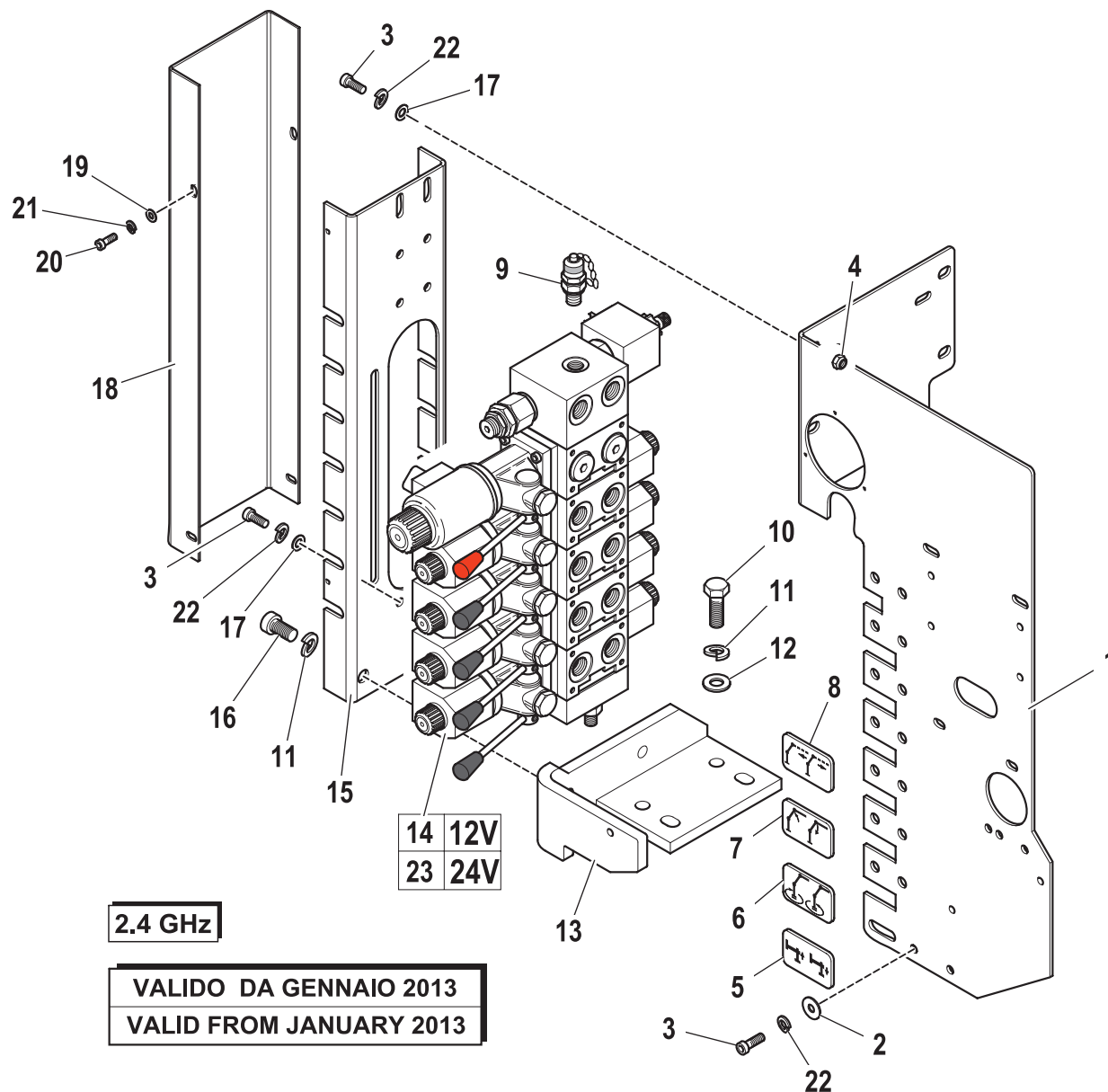
Control unit (RDC / NOCE)

Code

5402246-1.0

1/2

R	Pos.	Code Variant	Q.ty	Description
	1	5091453	1	Guard (Control valve)
	2	3060030	1	Flat washer [D.6.6X18 UNI 6593 ZC]
	3	3020034	7	Socketed head cap screw [M6X16 8.8 ZC UNI 5931]
	4	3040372	2	Stopnut
	5	W573278	1	
	6	W573412	1	
	7	W573415	1	
	8	W573303	1	
	9	3111523	1	Pipe fitting (Tapping point) [RACC. MILITES 16X2-1/4"G]
	10	3010355	2	Hex screw [M10X25 8.8 ZC IF UNI 5739]
	11	3060056	4	Split lock washer [D=10 C72 ZC]
	12	3060914	2	Flat washer [D.10.5X21X2 UNI 6592 ZC]
	13	5091056	1	Support (Casing)
	14	5220416	1	
	15	5091458	1	Lateral guards and supports
	16	3020080	2	Socketed head cap screw [M10X16 12.9 ZC UNI 5931]
	17	3060005	6	Flat washer [D.6.4 UNI 6592 ZC]
	18	5091422	1	Casing ()
	19	3060004	4	Flat washer [D.5 UNI 6592 ZC]
	20	3020021	4	Socketed head cap screw [M5X12X0.8 8.8 ZC UNI 5931]



2.4 GHz

**VALIDO DA GENNAIO 2013
VALID FROM JANUARY 2013**

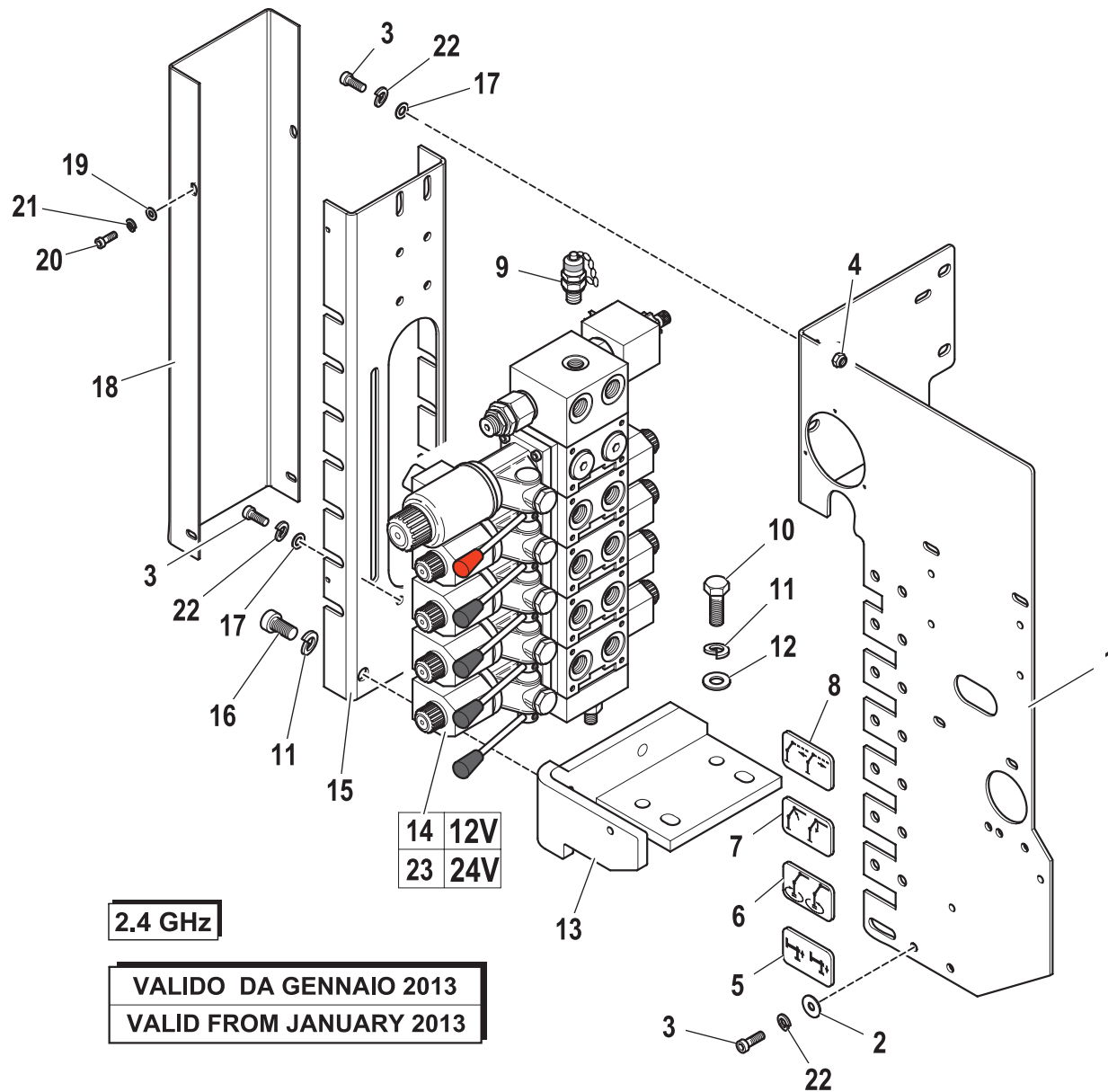
Control unit (RDC / NOCE)

Code

5402246-1.0

2/2

R	Pos.	Code Variant	Q.ty	Description
	21	3060052	4	Split lock washer [D=5.5 C72 ZC]
	22	3060053	4	Split lock washer [D=6.4 C72 ZC]
	23	5220431	1	



2.4 GHz

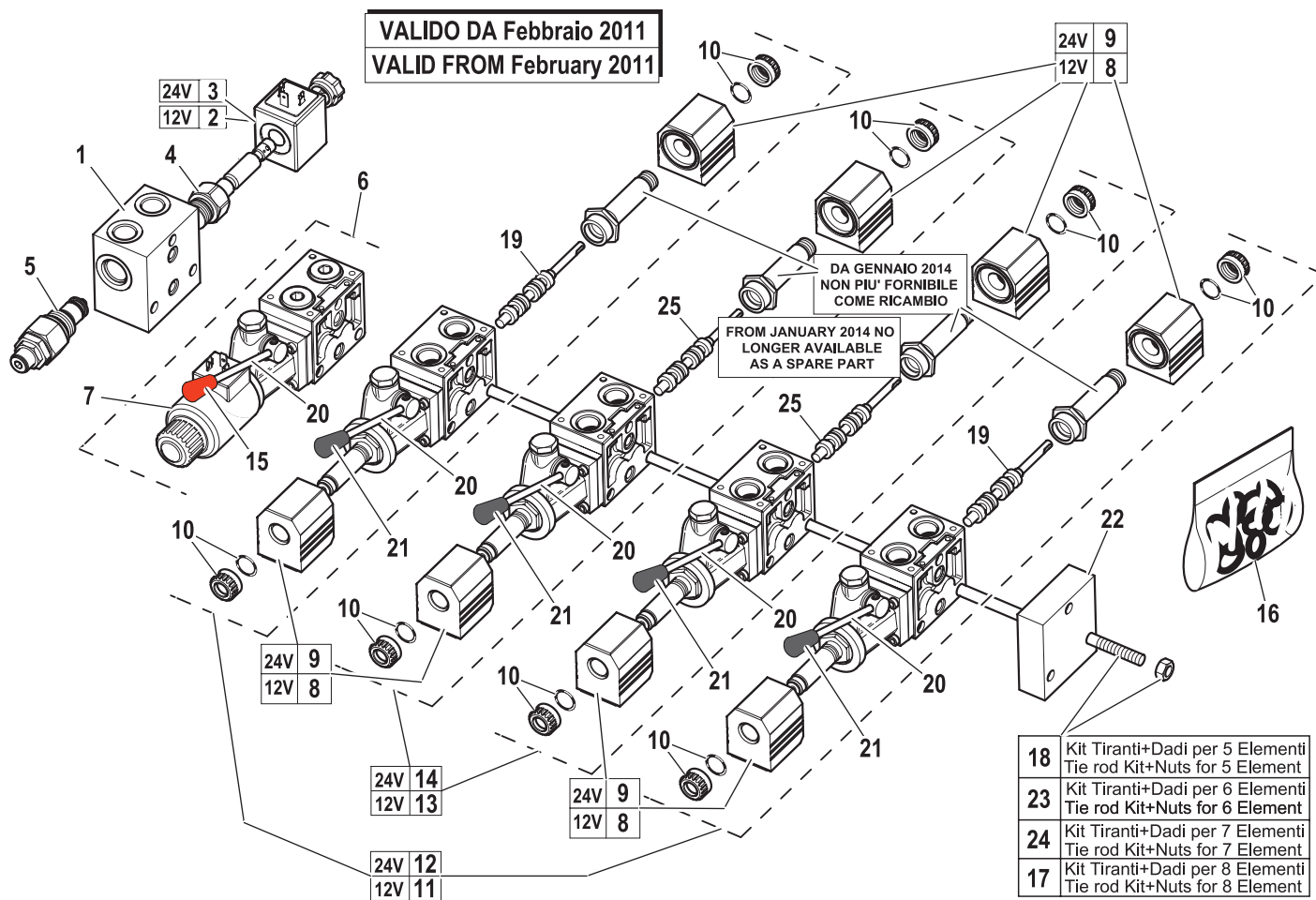
**VALIDO DA GENNAIO 2013
VALID FROM JANUARY 2013**

Control valve (4 section)

Code

5220416-2.0

1/2



R	Pos.	Code Variant	Q.ty	Description
	1	5225719	1	
	2	3310906	1	
	3	3310904	1	
	4	5220569	1	
	5	5225842	1	
	6	5225887	1	
	7	3310903	1	
	8	3310907	8	
	9	3310905	8	
	10	5225721	8	
	11	5225881	2	
	12	5225886	2	
	13	5225878	2	
	14	5225883	2	
	15	5225802	1	
	16	5225733	1	
	17	5225732	1	
	18	5225843	1	
	19	5225715	2	
	20	5225800	5	Control lever

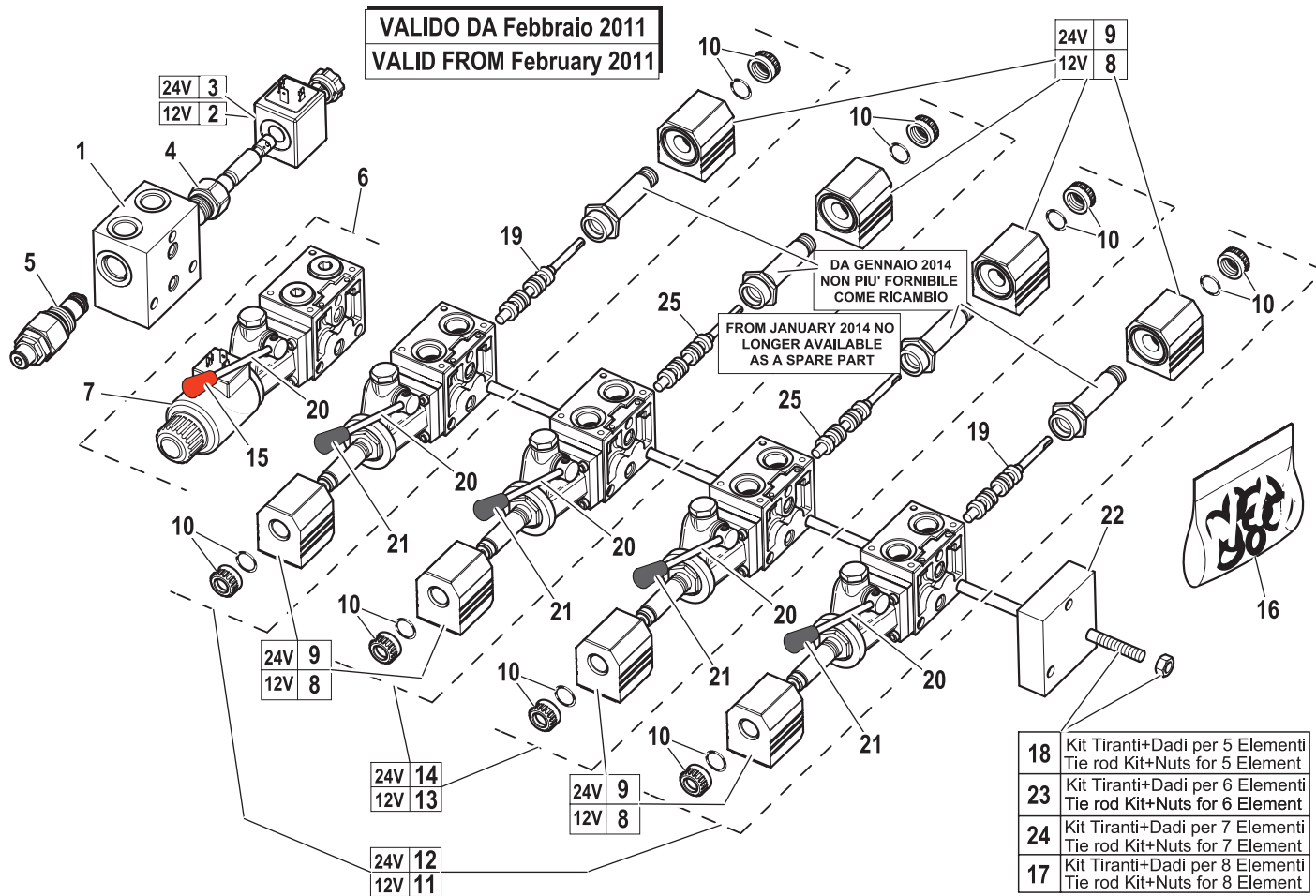
Control valve (4 section)

Code

5220416-2.0

2/2

R	Pos.	Code Variant	Q.ty	Description
	21	5225801	4	
	22	5225727	1	
	23	5225730	1	
	24	5225731	1	
	25	5225716	2	

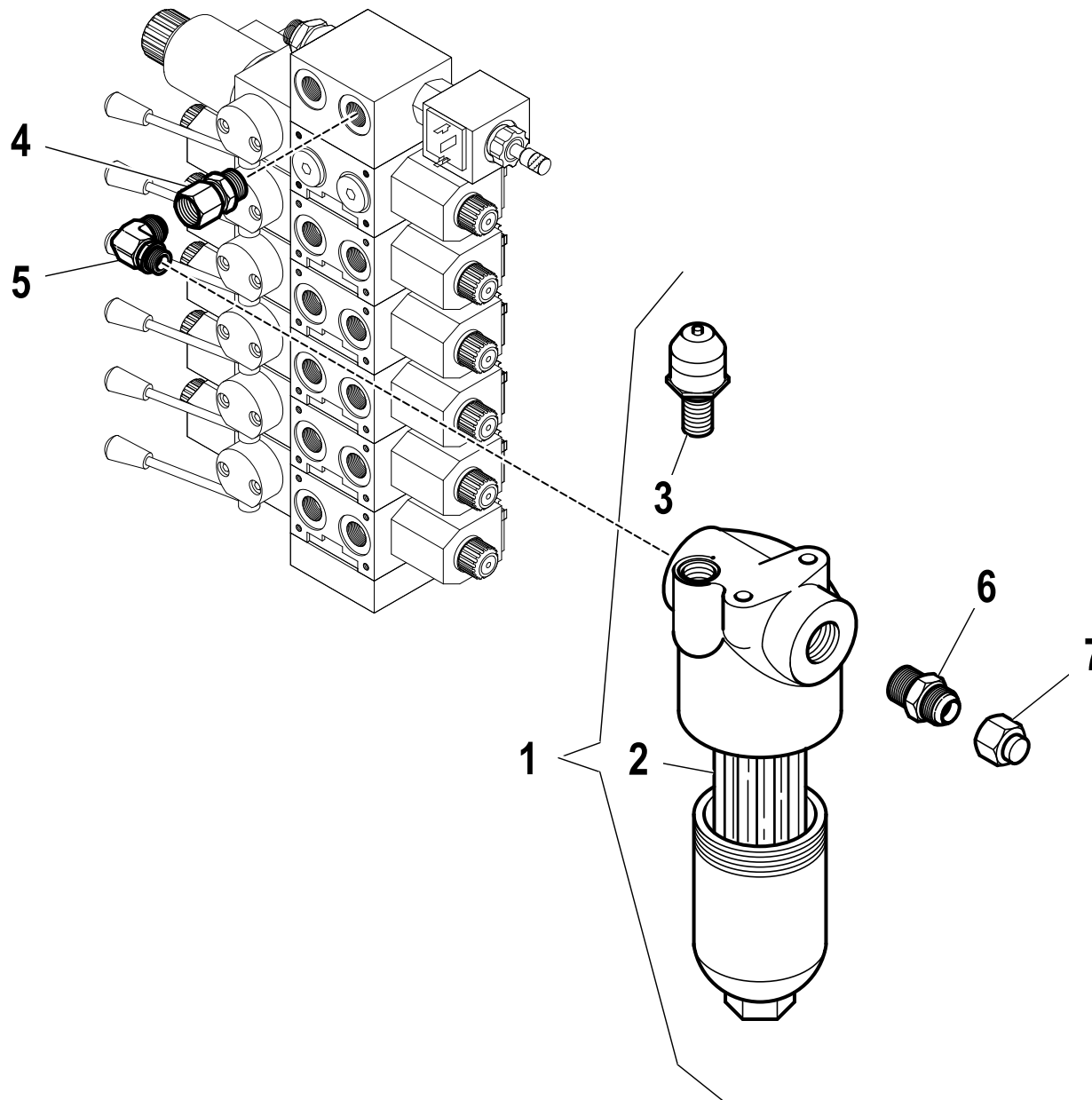


High pressure filter

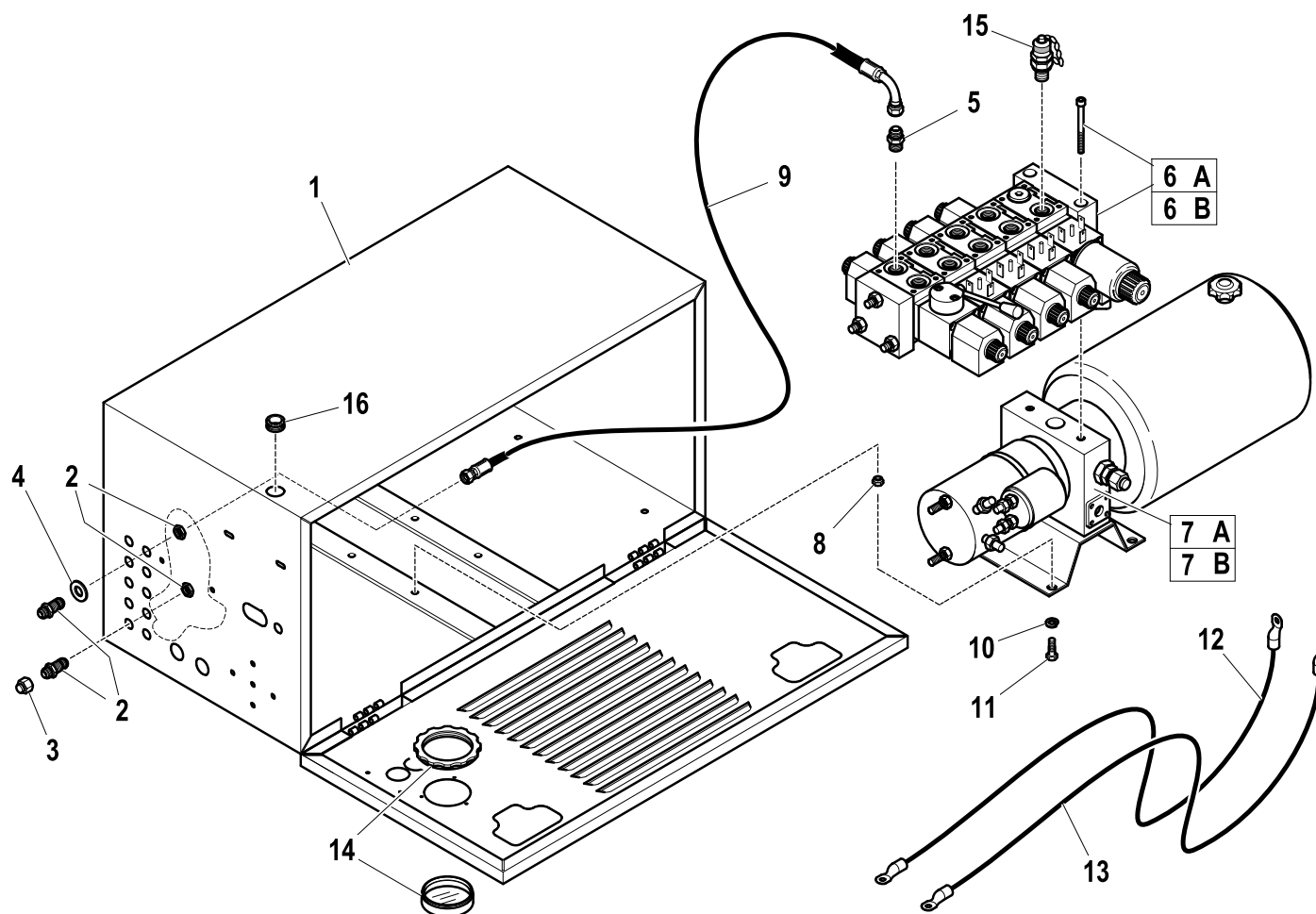
Code

5400814-1.0

1/1

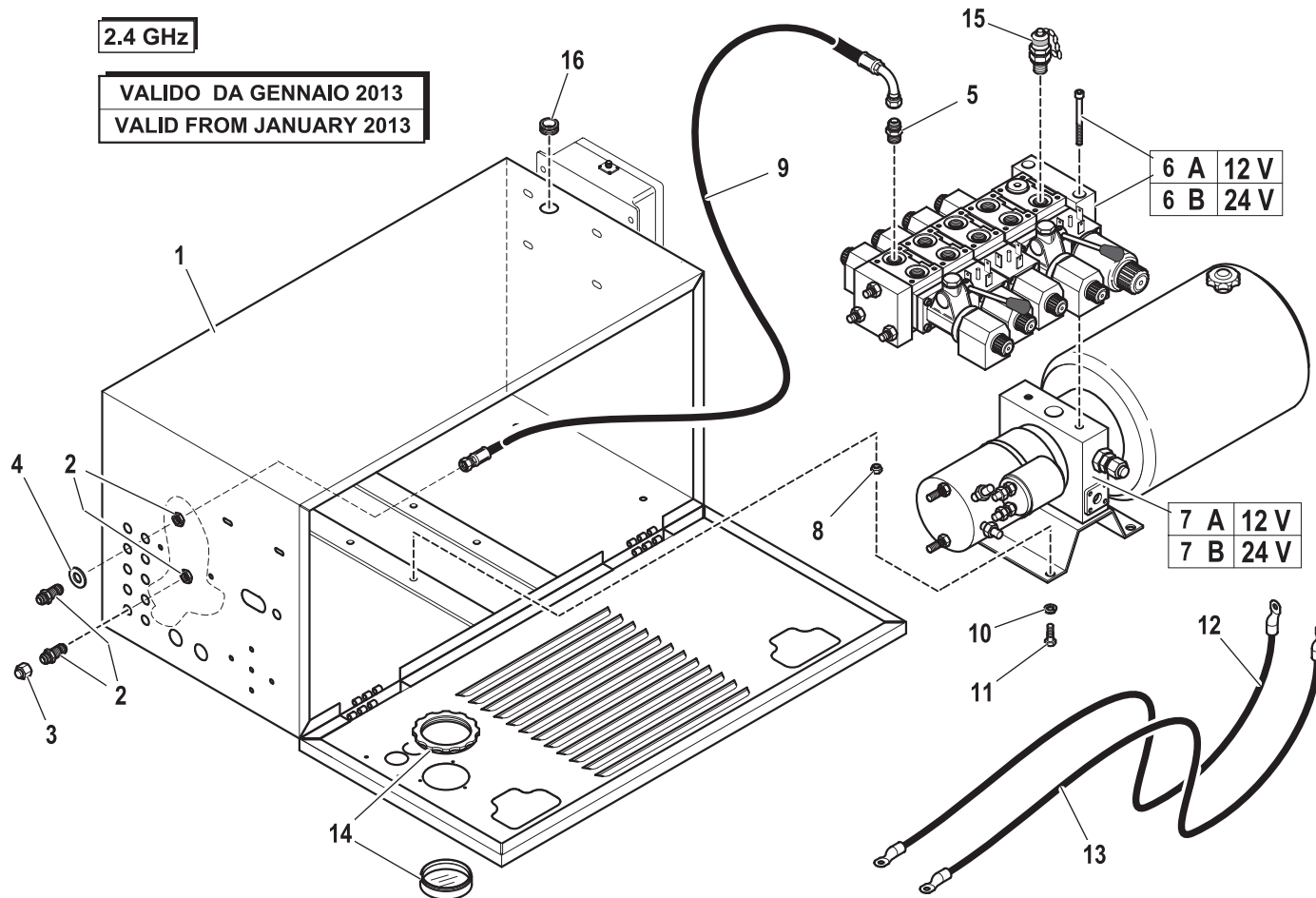


R	Pos.	Code Variant	Q.ty	Description
	1	3180138	1	Oil filter
	2	3180139	1	Filtering cartridge
	3	3180140	1	
	4	3120072	1	Straight pipe fitting
	5	3101131	1	90° Connection
	6	3101044	1	Straight pipe fitting
	7	3110041	1	Female plug



R	Pos.	Code Variant	Q.ty	Description
	1	5090016	1	
	2	3120309	8	Wall-through pipe fitting
	3	3110040	2	Female plug
	4	3060009	8	Flat washer [D.15X28X2.5 UNI 6592 ZC]
	5	3101040	8	Straight pipe fitting
	6 A	5220415 (12V)	1	
	6 B	5220429 (24V)	1	
	7 A	W318009 (12V)	1	
	7 B	W318010 (24V)	1	
	8	3040303	4	Stopnut
	9	5260475	8	Flexible hose
	10	3060055	4	Split lock washer [D=8.4 C72 ZC]
	11	3010339	4	Hex screw [M8X25 8.8 ZC IF UNI 5739]
	12	3310067	1	Electric cable (negative pole)
	13	3310068	1	Electric cable (positive pole)
	14	3180208	1	Oil level indicator
	15	3111523	1	Pipe fitting (Tapping point) [RACC. MILITES 16X2-1/4"G]
	16	3190179	3	Cable lead (Rubber)

R	Pos.	Code Variant	Q.ty	Description
	1	5091456	1	Junction box
	2	3120309	8	Wall-through pipe fitting
	3	3110040	2	Female plug
	4	3060009	8	Flat washer [D.15X28X2.5 UNI 6592 ZC]
	5	3101040	8	Straight pipe fitting
	6 A	5220469	1	
	6 B	5220470	1	
	7 A	W318009	1	
	7 B	W318010	1	
	8	3040303	4	Stopnut
	9	5260475	8	Flexible hose
	10	3060055	4	Split lock washer [D=8.4 C72 ZC]
	11	3010339	4	Hex screw [M8X25 8.8 ZC IF UNI 5739]
	12	3310067	1	Electric cable (negative pole)
	13	3310068	1	Electric cable (positive pole)
	14	3180208	1	Oil level indicator
	15	3111523	1	Pipe fitting (Tapping point) [RACC. MILITES 16X2-1/4"G]
	16	3190179	3	Cable lead (Rubber)



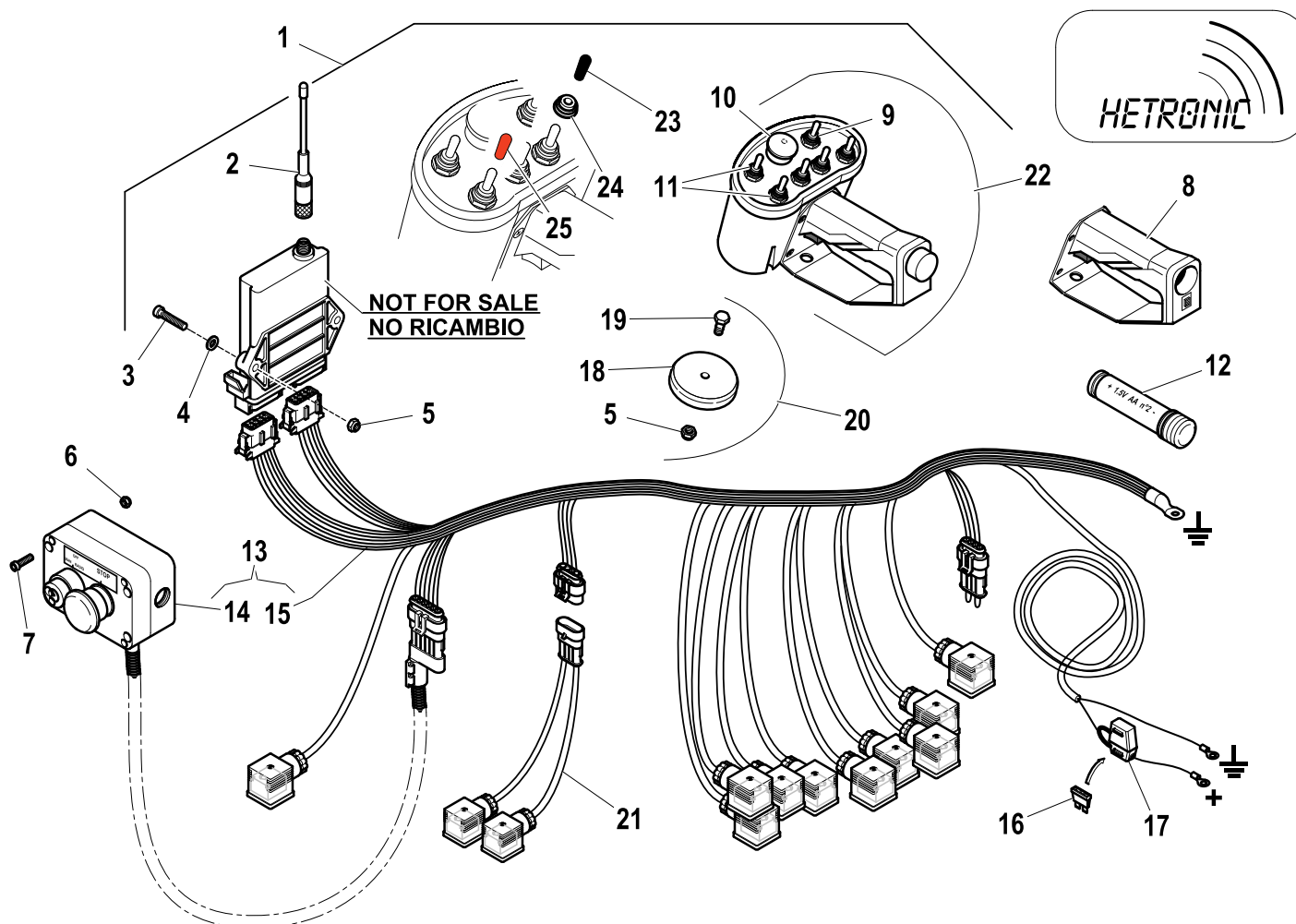
Kit (Wireless control)

Code

3310183-1.0

1/2

R	Pos.	Code Variant	Q.ty	Description
	1	5120095	1	
	2	3310861	1	
	3	3020038	2	Socket head cap screw [M6X30 8.8 ZC UNI 5931]
	4	3060005	2	Flat washer [D.6.4 UNI 6592 ZC]
	5	3040372	3	Stopnut
	6	3040392	4	Stopnut
	7	3020023	4	Socket head cap screw [M5X16 8.8 ZC UNI 5931]
	8	3311071	1	Handle
	9	3310891	1	
	10	3310892	1	
	11	3310890	5	
	12	3310893	1	Battery compartment
	13	3310183	1	
	14	3310908	1	
	15	3311152	1	
	16	3310688	1	
	17	3310852	1	
	18	3310064	1	
	19	3010324	1	Hex screw [M6X12 8.8 ZC UNI 5739]
	20	5410965	1	Kit (Magnet)



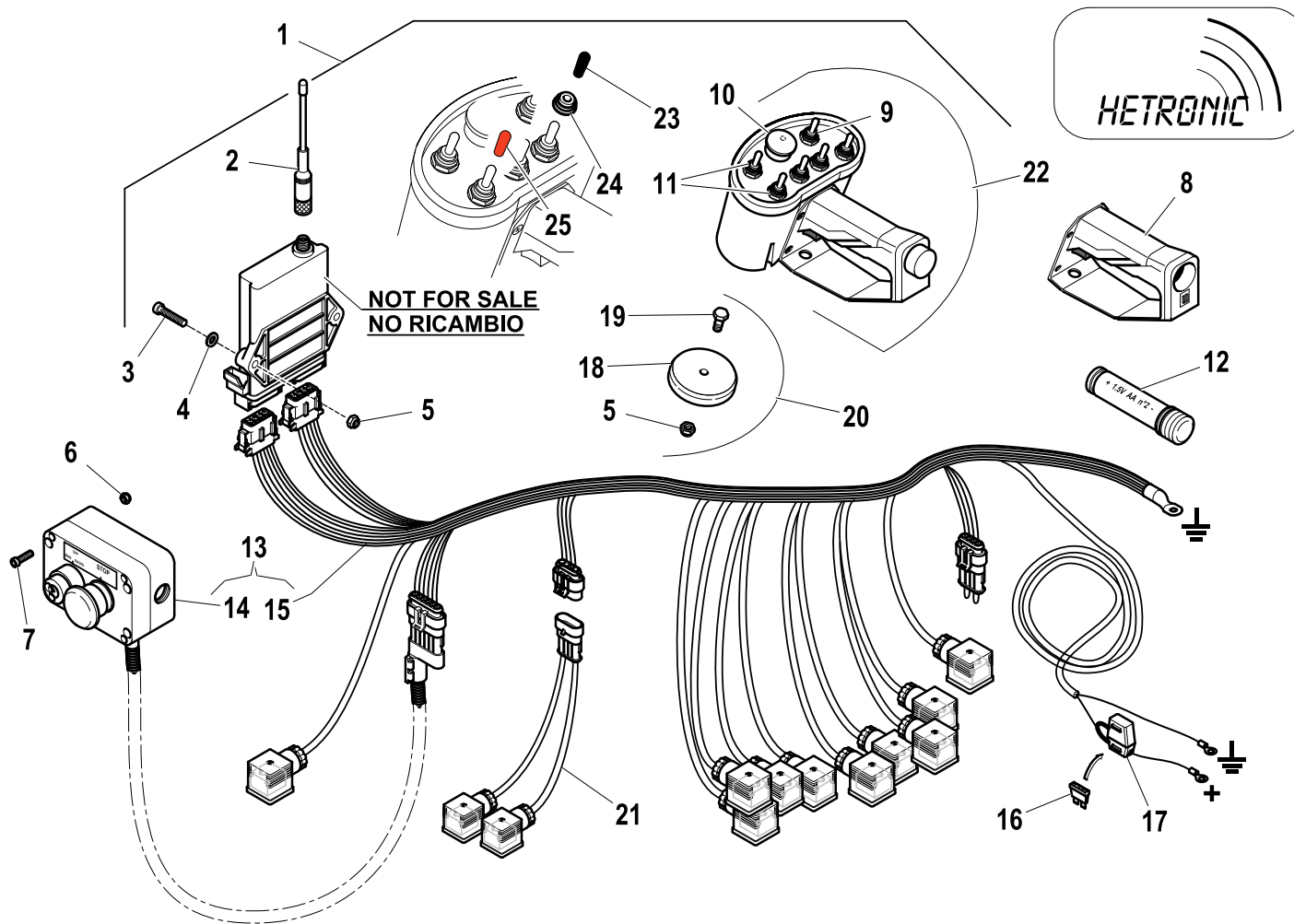
Kit (Wireless control)

Code

3310183-1.0

2/2

R	Pos.	Code Variant	Q.ty	Description
	21	3310862	1	
	22	3310754	1	
	23	3311195	5	
	24	3311197	6	
	25	3311196	1	

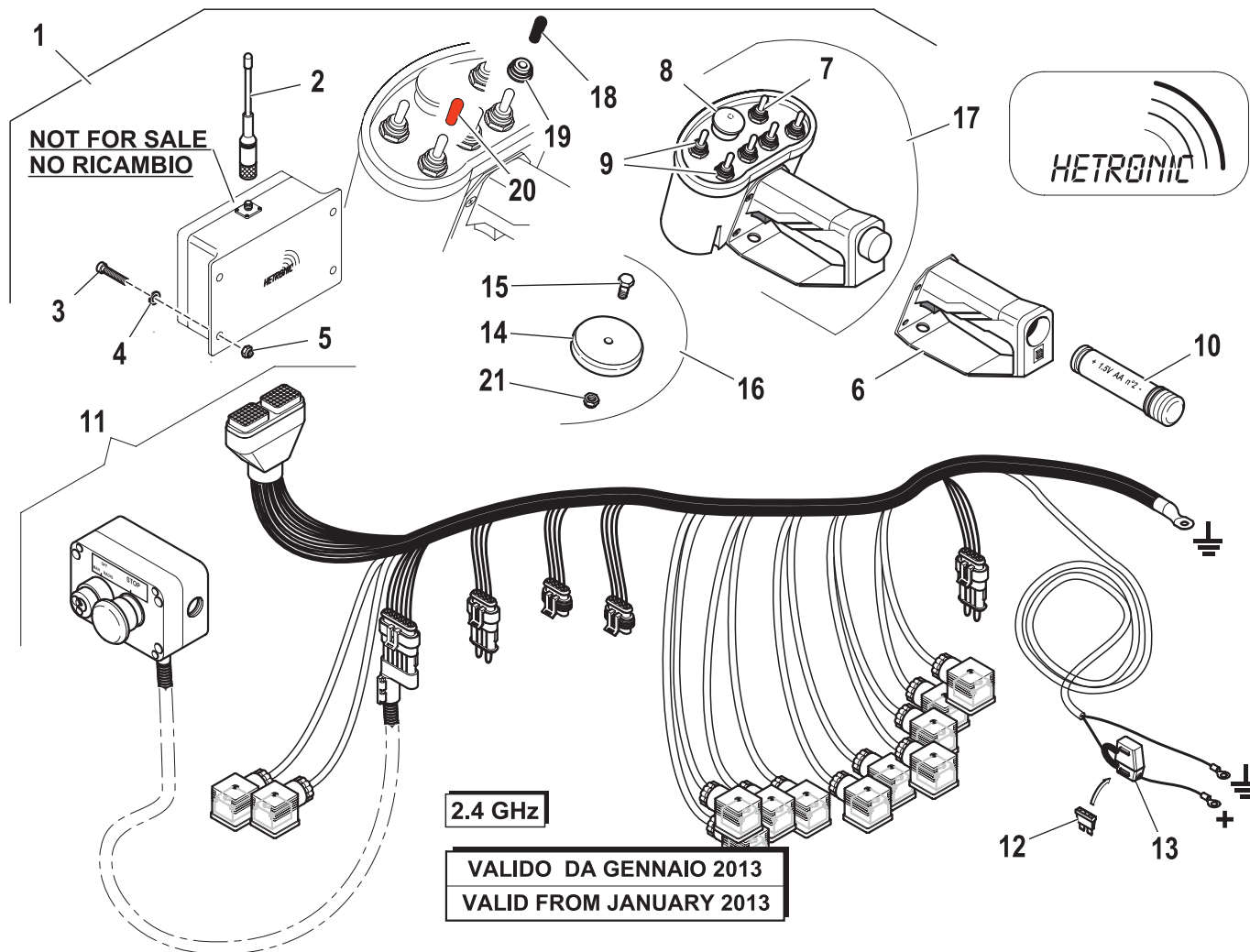


Complete wireless control (ETR)

Code

7892500-4.0

1/2



R	Pos.	Code Variant	Q.ty	Description
1		5120154	1	Complete wireless control
2		3311501	1	Aerial (Wireless control)
3		3020028	4	Socketed head cap screw [M5X20 8.8 ZC UNI 5931]
4		3060004	4	Flat washer [D.5 UNI 6592 ZC]
5		3040392	4	Stopnut
6		3311071	1	Handle
7		3310891	1	
8		3310892	1	
9		3310890	5	
10		3310893	1	Battery compartment
11		3311510	1	Electric wiring (ETR)
12		3310688	1	
13		3310852	1	
14		3310064	1	
15		3010324	1	Hex screw [M6X12 8.8 ZC UNI 5739]
16		5410965	1	Kit (Magnet)
17		3311502	1	Transmitter (Wireless control)
18		3311195	5	
19		3311197	6	
20		3311196	1	

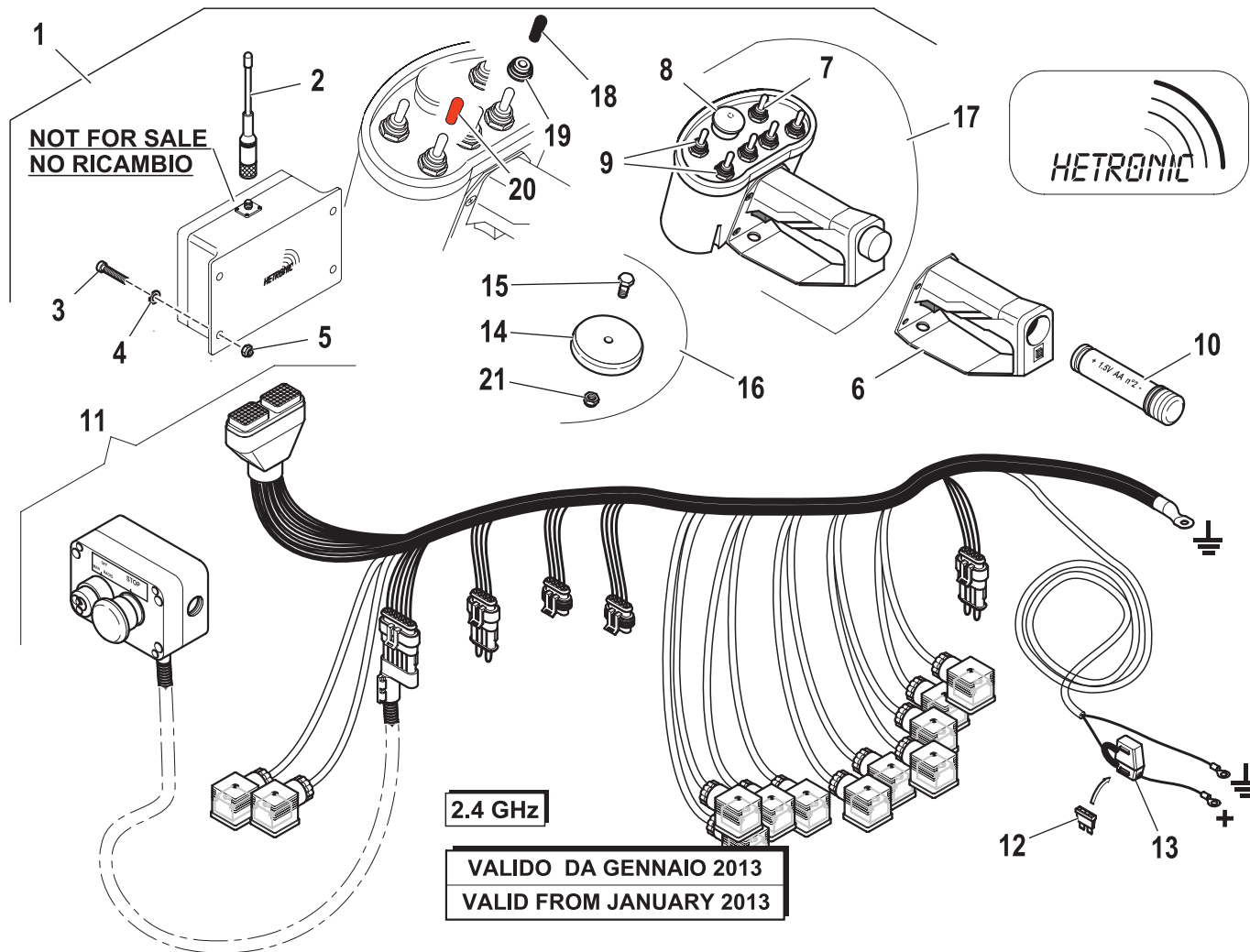
Complete wireless control (ETR)

Code

7892500-4.0

2/2

R	Pos.	Code Variant	Q.ty	Description
	21	3040372	1	Stopnut



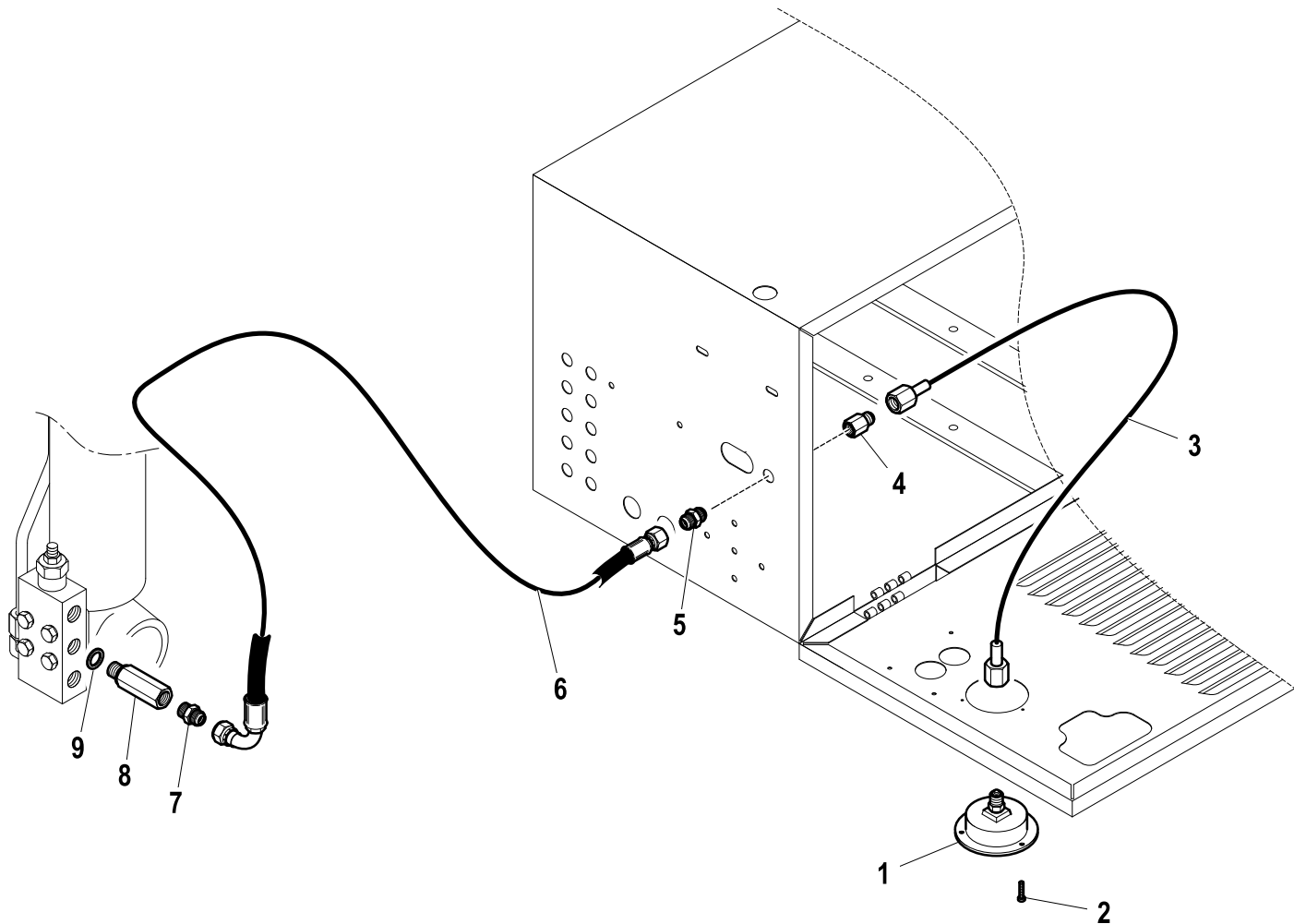
HYDRAULIC SYSTEM GAUGE

Code

7920056-2.0

1/1

R	Pos.	Code Variant	Q.ty	Description
	1	3180150	1	
	2	3020950	3	
	3	W458458	1	
	4	3120200	1	Reducing fitting
	5	3120099	1	
	6	5260337	1	Flexible hose
	7	3101039	1	Straight pipe fitting
	8	5220300	1	Hose burst valve (Sleeve)
	9	3060143	1	Sealing washer [BSP 1/4"]



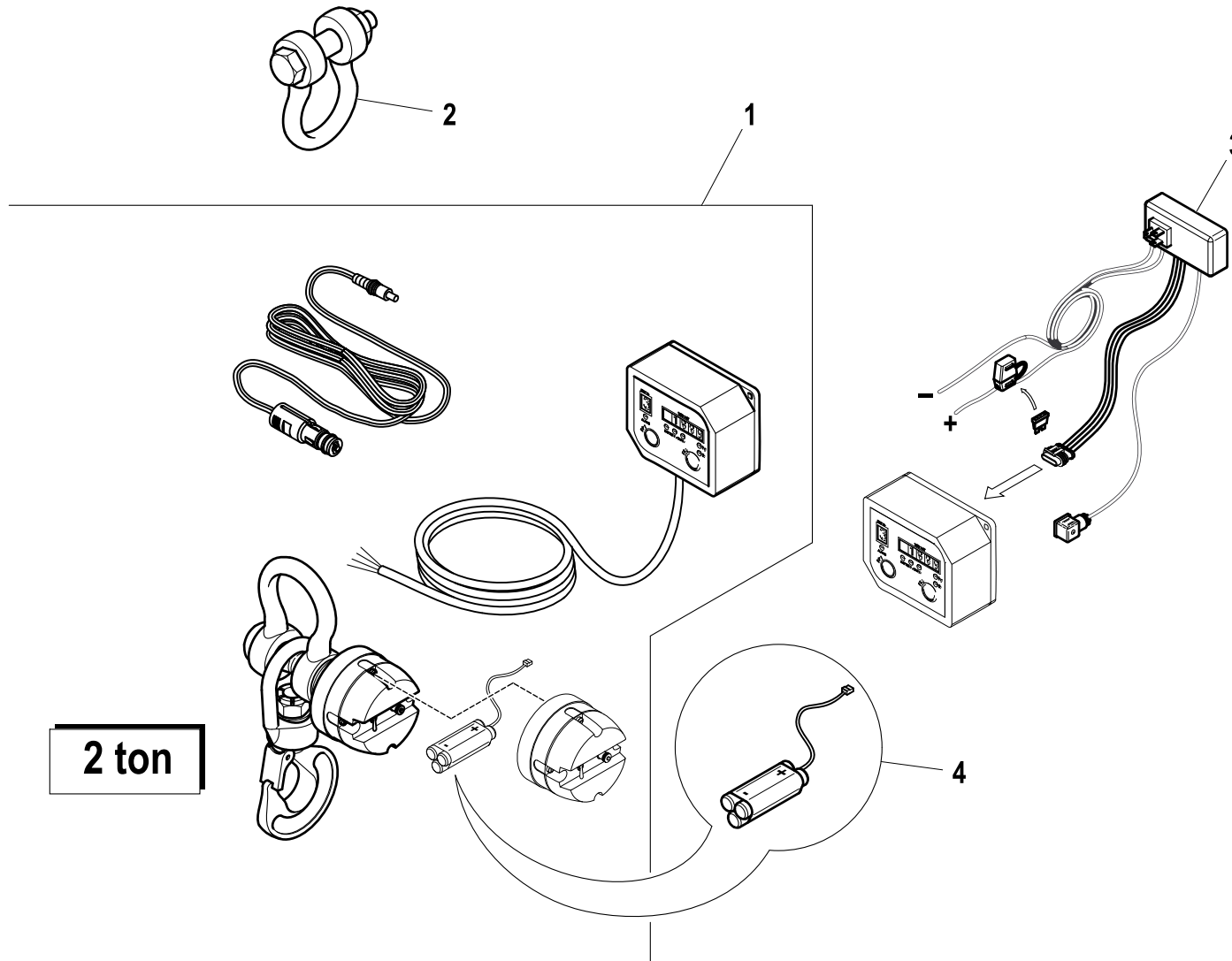
LOAD INDICATION SYSTEM

Code

7881784-1.0

1/1

R	Pos.	Code Variant	Q.ty	Description
	1	5730506	1	
	2	3200050	1	Shackles
	3	W236508	1	
	4	3311542	1	



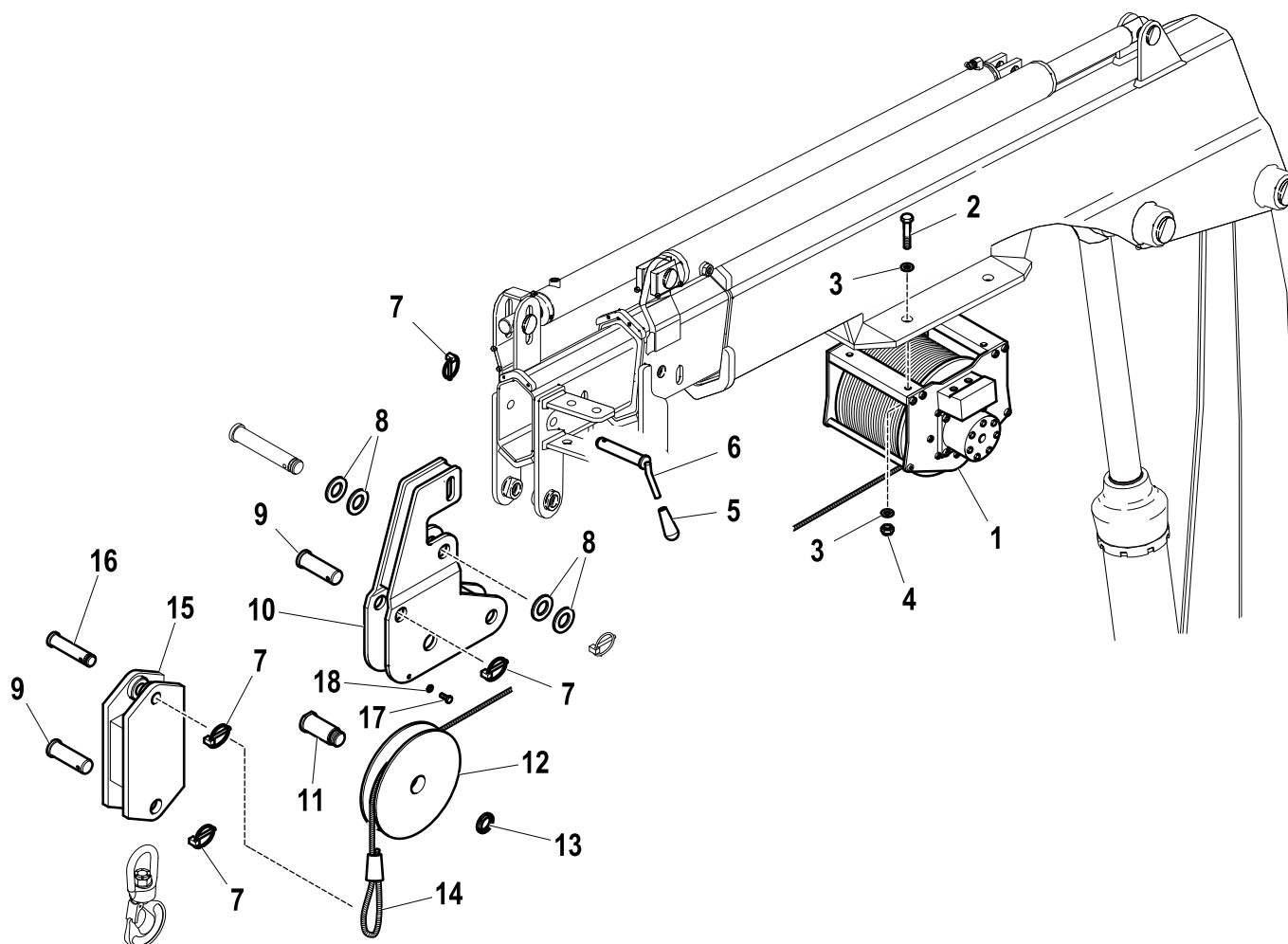
WINCH KIT

Code

7834068-1.0

1/1

R	Pos.	Code Variant	Q.ty	Description
	1	W484041	1	
	2	3010415	4	Hex screw [M10X55 8.8 ZC UNI 5737]
	3	3060914	8	Flat washer [D.10.5X21X2 UNI 6592 ZC]
	4	3040326	4	Stopnut
	5	W664003	1	
	6	W101324	1	
	7	3060753	4	Cotter pin (Locking ring)
	8	3060014	4	Flat washer [D.25X44X4 UNI 6592 ZC]
	9	W101163	2	
	10	W530500500	1	
	11	W101169	1	
	12	W317004	1	
	13	3040502	1	Self-locking ringnut [M25X1.5 NORMALE ZC]
	14	W597018	1	
	15	W380502700	1	
	16	W101083	1	
	17	3010325	2	Hex screw [M6X16 8.8 ZC UNI 5739]
	18	3040081	2	Lock nut

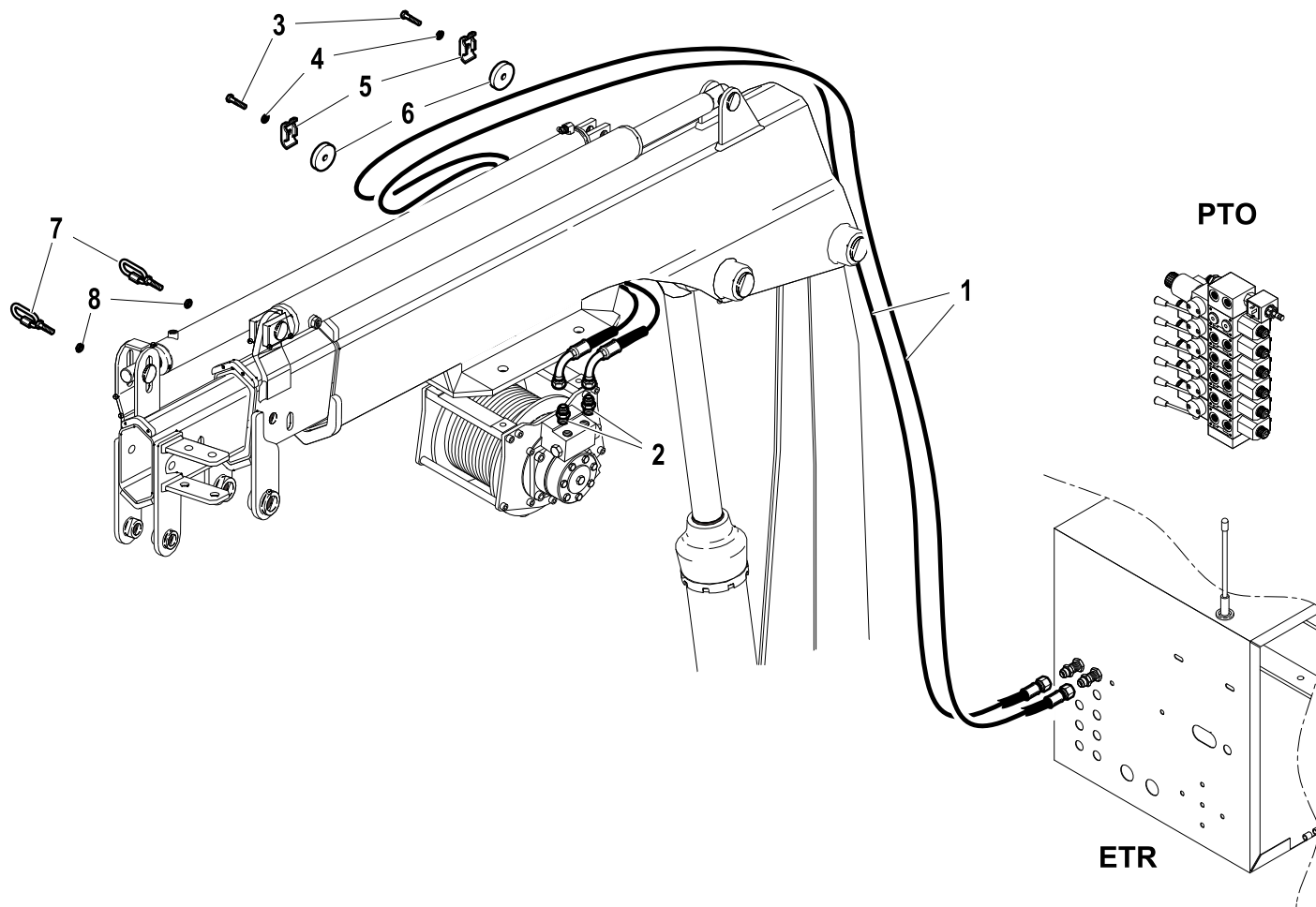


ACTUATION FOR WINCH

Code

7834068-2.0

1/1



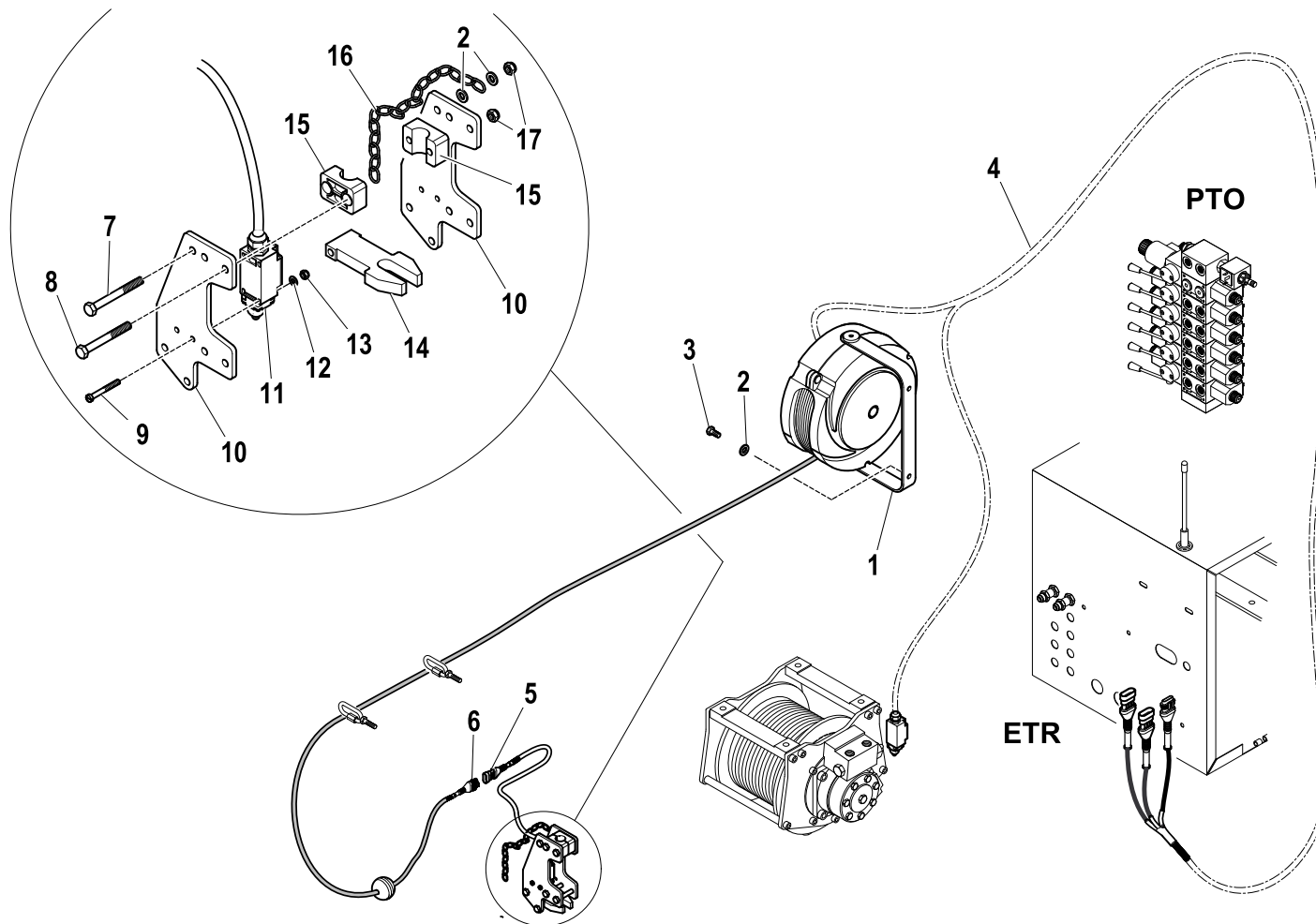
R	Pos.	Code Variant	Q.ty	Description
	1	5260775	2	Flexible hose
	2	3101042	2	Straight pipe fitting
	3	3010030	2	Hex screw [M8X35 8.8 ZC UNI 5737]
	4	3060006	2	Flat washer [D.8 UNI 6592 ZC]
	5	5000077	2	
	6	W340501400	2	
	7	W648005	2	
	8	3040039	2	Tall headed nut

WINCH KIT (Electrical equipment)

Code

7834068-3.0

1/1



R	Pos.	Code Variant	Q.ty	Description
	1	3311206	1	
	2	3060005	4	Flat washer [D.6.4 UNI 6592 ZC]
	3	3010323	2	Hex screw [M6X10 8.8 ZC UNI 5739]
	4	3310884	1	
	5	3310665	1	
	6	3310664	1	
	7	3010388	1	Hex screw [M6X60 ZC UNI 5737]
	8	3010025	6	Hex screw [M6X55 8.8 ZC UNI 5737]
	9	3020021	2	Socket head cap screw [M5X12X0.8 8.8 ZC UNI 5931]
	10	W440509500	2	
	11	W251013	1	
	12	3060004	2	Flat washer [D.5 UNI 6592 ZC]
	13	3040392	2	Stopnut
	14	W440509600	1	
	15	W128034	4	
	16	W537102	2	
	17	3040372	7	Stopnut

