

HYVA PISTON PUMPS



BENT AXIS TYPE

Hyva

piston pump type : piston pump 025L-R-4H-BA-3/4-1 1/4

part number : 145 69 010

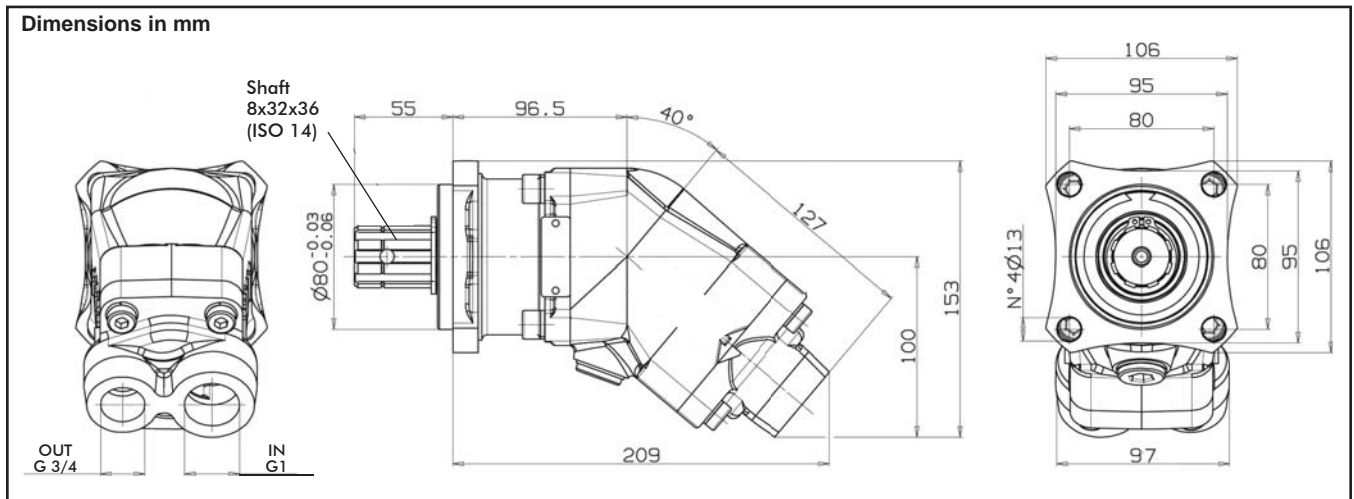
Page 1 / 2

rotation : clock wise seen from front side of pump



Fluid	Mineral or synthetic compatible with the following seals: FKM, FPM, HNBR				
Kinematic viscosity suggested	Average ambient temp. (°C)	< -40	-40÷10	10÷35	> 35
	VG (cSt = mm²/s)	16	22	32	46
Optimale kinematic viscosity			VG= 10 cSt + 100 cSt		
Max kinematic viscosity suggested at the start-up			VG= 750 cSt		
Viscosity index suggested	VI > 100	Working temperature		-40°C ÷ 140°C	
Oil filtering			> 200 bar: 10 µm < 200 bar: 25 µm		
Inlet pressure			0,85 ÷ 2 bar absolut		
Pump rotation			Right		
Verify that pump is, at least, 100 mm under the minimum level of the tank. Before starting the pump bleed the air.					

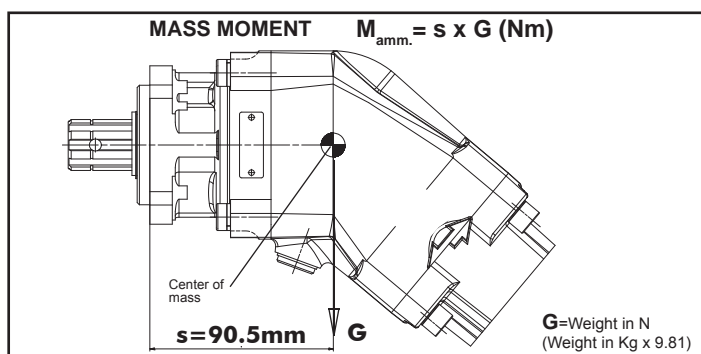
Dimensions in mm



DISPLACEMENT	PRESSURE		SPEED			MIN. SPEED	IN ISO 228	OUT ISO 228	WEIGHT
	P1	P3	V0	V1	V2				
25,12 cm³/rev	350 bar	400 bar	3000 rpm	2300 rpm	3000 rpm	300 rpm	G 1	G 3/4	8,7 Kg

P1 = Max. continuous pressure (100%)
P3 = Max. peak pressure (6 sec.max)

V0 = Max. continuous speed without load
V1 = Max. continuous speed
V2 = Max. intermittent speed



HYVA PISTON PUMPS



BENT AXIS TYPE

Hyva

piston pump type :

piston pump 025L-R-4H-BA-3/4-1 1/4

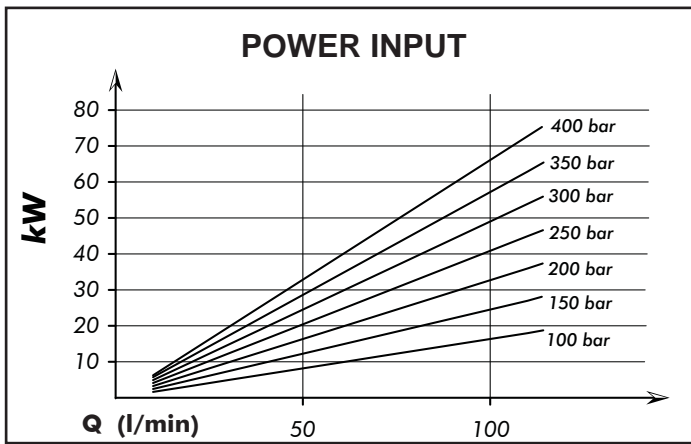
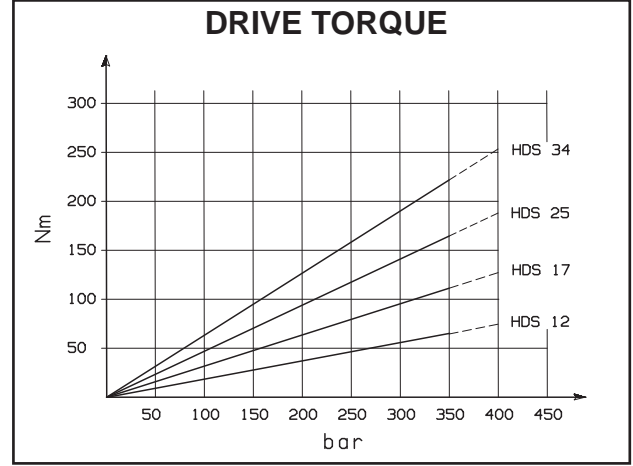
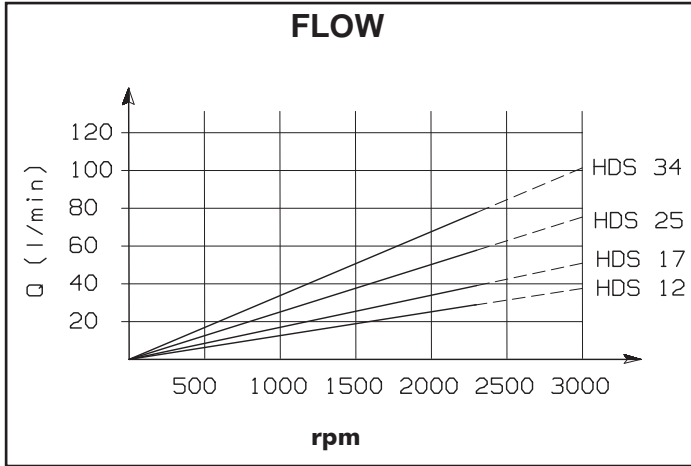
part number :

145 69 010

Page 2 / 2

rotation :

clock wise seen from front side of pump



HOW TO CHOOSE THE SUCTION PIPE SIZE		
FLOW l/min	MIN PIPE DIAM. inch	FLOW SPEED (m/s)
30	1,25"	0,62
40		0,83
50	1,5"	0,74
60		0,88
80	1,75"	0,84
90		0,94
100	2"	0,85
110		0,93

To ensure the proper suction pipe size the flow speed should not exceed 1m/sec.