

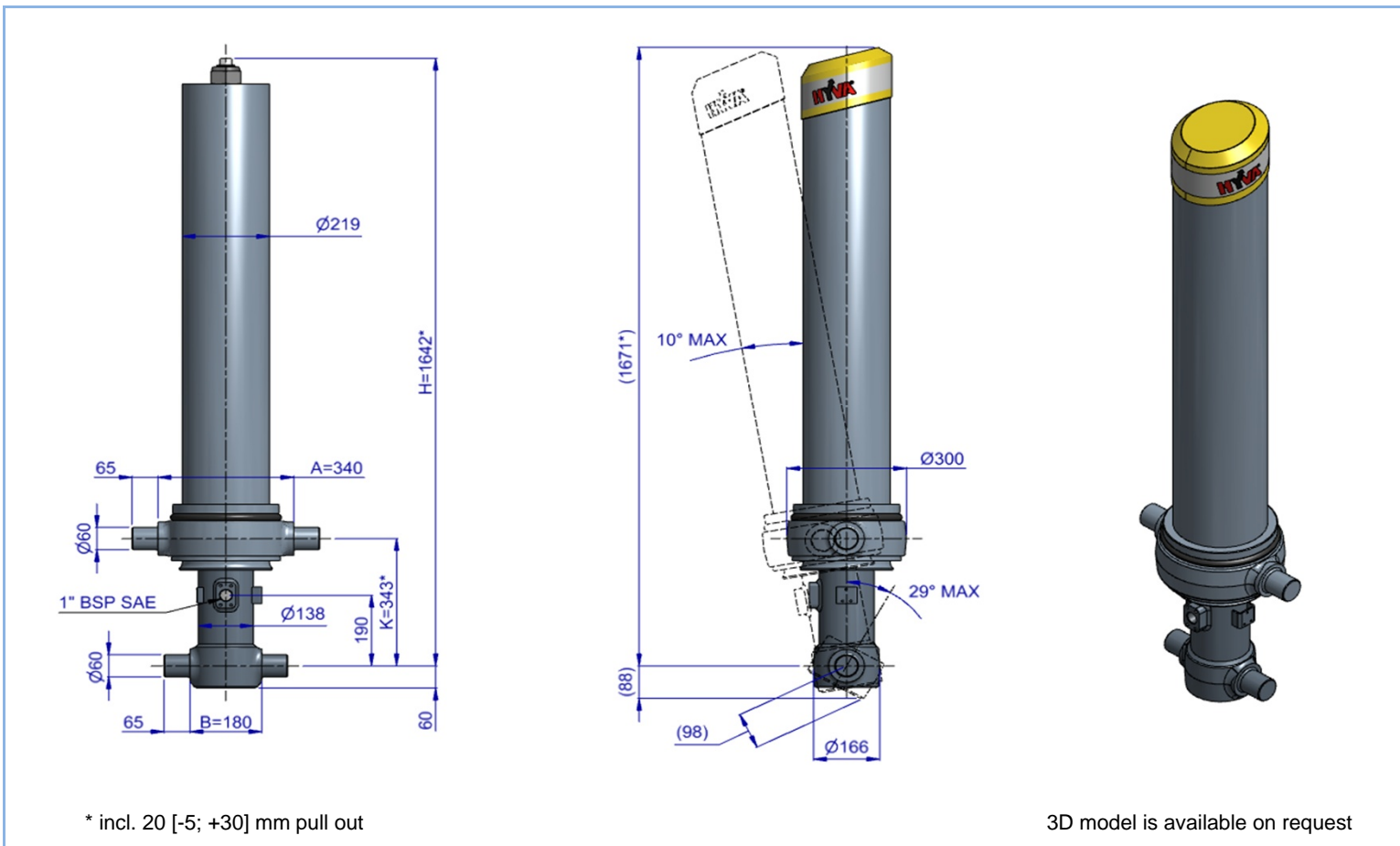
Alpha series - Front end cylinder with outer cover



FC A118-3-03845-000-K0343-HD

Item no.
Tipping weight

70114210
33 - 55 ton



Specifications

Max. working pressure	250 bar	Max. pump flow (with KO)	151 L/min	Resulting tipping time (with KO)	12 sec
Weight	198 kg	Max. pump flow (without KO)	106 L/min	Resulting tipping time (without KO)	17 sec
Working volume	30 L			Allowable lowering time	10 sec
Total volume	33 L				
Max. cyl. load (start tipping)	245 kN				

KO: Hyva pneumatic knock off

Extension	1	2	3	4	5	6	7	Total
Effective diameter [mm]	118	99	80					
Stroke* [mm]	1265	1290	1290					3845

Technical notes

- This cylinder is a lifting device only. It should not be used as a structural member and should not be subjected to side loads.
- When the cylinder is mounted at an angle, the maximum tipping weight could be reduced.
- Maximum backwards angle of rotation during operation is 29 deg.
- Working pressure depends on the application, but must never exceed the maximum working pressure stated.
- Working temperature range is between -40°C and +80°C.
- Maximum duration of extension is 0.5 hours (excluding hard chromed stages).
- Cylinder is painted black (RAL9005) with a thickness conforming to the 480 hours neutral salt spray test as per ISO 9227 (ISO 10289, rating 9).

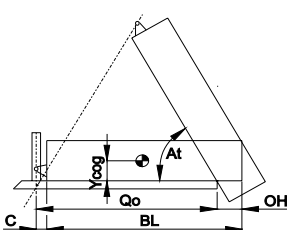
Related documentation

Bracket options: 015BRA10 & 015BRA12

Mounting instructions: CYL-0030

Oil specifications: OIL-0011

Tipping weight



BL	body length
OH	rear overhang
Ycog	vert. pos. centre of gravity
Qo	pivot length
C	bracket length
At	tipping angle stroke* x 60 / Qo

	BL	5200			4900			4600		
OH	200	400	600	200	400	600	200	400	600	
At	44	46	48	47	49	51	50	53	55	
Ycog										
400	33	36	39	34	37	41	36	39	44	
700	36	39	43	38	42	47	40	45	52	
1000	39	43	49	42	47	55	45	53		

Tipping weight at maximum pressure of 250 bar for a vertically mounted cylinder and C is 178 mm

For detailed tipping calculations please refer to: <https://tipper.hyva.com>

Alpha series - Front end cylinder with outer cover

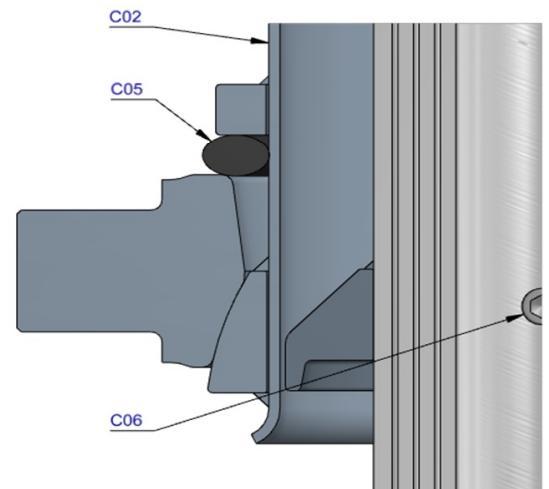
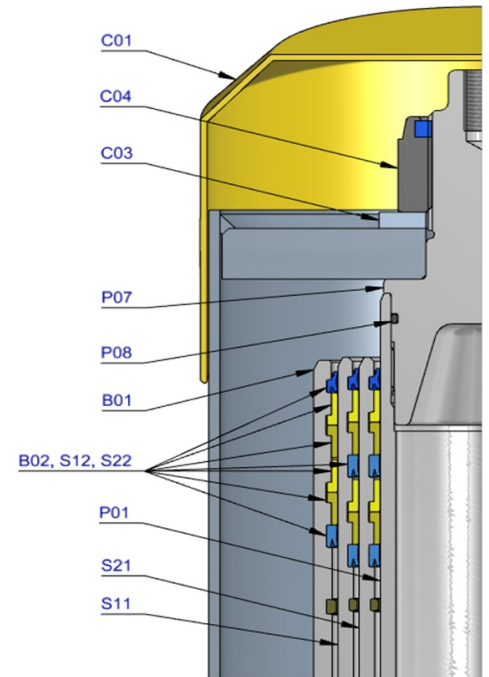


FC A118-3-03845-000-K0343-HD

Item no.

70114210

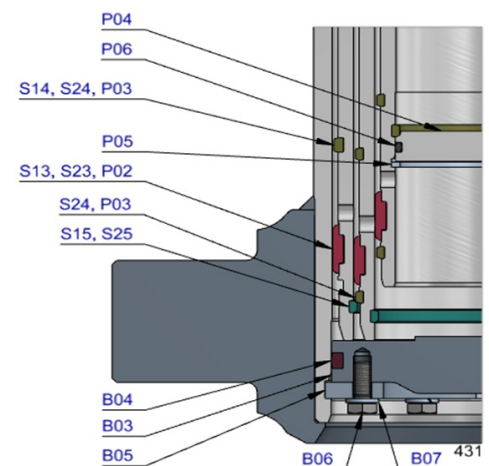
Pos.	Part no.	Description	Qty.
C01	71839020	DUST COVER FC LOW 15-219	1
C02	71735524	COVER 219-1315 PIN60 SPHERICAL LOCKED	1
C03	01702956 K	WASHER M48 DIN 125B ZP	1
C04	01702907 K	TOPNUT NYLOC M48x3 DIN 985 ZP	1
C05	01791930	O-RING COVER D.219	1
C06	15014550 K	BOLT HSHC M12X30X1.75 Q8.8 DIN 912 ZP	1
P01	70472511	PISTON MN2 S 080-1515-HD-HC	1
P02	70207080 K	SLIDER MN 080 (2 x 1/2) A35	1
P03	70216080 K	OUTER STOPRING MN 080 A22	2
P04	70230080	BOTTOM PLATE PISTON MN 080 MK2 HD	1
P05	01745030 K	CIRCLIP 67 DIN 472 (71.5x2.5)	1
P06	70260210 K	O-RING PISTON BOTTOM 080	1
P07	70232300	PISTON HEAD MN 080 MK2	1
P08	70260110 K	O-RING 63.09 X 3.53 MM	1



S21	70673510	STAGE MN2 099-1510-HD	1
S22	70202099 K	PACKSET MN 099 TANDEM SEAL	1
S23	70207099 K	SLIDER MN 099 (2 x 1/2) A35	1
S24	70216099 K	OUTER STOPRING MN 099 A22	2
S25	70217099 K	LIFTRING MN 099 A22	1

S11	70674510	STAGE MN2 118-1510-HD	1
S12	70202118 K	PACKSET MN 118 TANDEM SEAL	1
S13	70207118 K	SLIDER MN 118 (2 x 1/2) A35	1
S14	70216118 K	OUTER STOPRING MN 118 A22	1
S15	70217118 K	LIFTRING MN 118 A22	1

B01	70375510R1215	BASE MN2 137-1549-4/4BSAE-190-C219-HD	1
B02	70203137 K	PACKSET MN 137	1
B03	70225350	BOTTOM PLATE MN2 137	1
B04	70270137 K	SEAL BOTTOM PLATE MN 137	1
B05	70220137	LOCKING PLATE MN 137	3
B06	01732055 K	BOLT HEX M8X20X1.25 SET 6PCS	1
B07	01732559 K	WASHER SPRING M8 SET 6PCS	1



Seal kit complete

	71907431 K	Consists of all packsets with packset grease and O-rings	
--	------------	--	--

Notes

The inner, outer stoprings and liftrings are pre-mounted in the grooves on spare stages and pistons. Therefore, when ordering new tubes, it is not required to order stoprings separately.

For repair instructions see: CYL-0040. Serial no. is located on type plate and below type plate support.